

PRIMARY ONE

ENGLISH

NOTES




















TERM I-III

#CREATIVE PRINTERS

0703745068 / 0785681207

LESSON NOTES (ENGLISH)

NAME: CLASS P.1 TERM ONE YEAR 2024

ASPECT	TOPIC	TEACHABLE UNITS/ DELIVERABLE LESSONS																															
GRAMMAR	<p>OUR SCHOOL</p> <p>People in our school Titles and names</p>	<p>LESSON 1</p> <p>A) Vocabulary</p> <p>Good morning, good afternoon ,good evening , teacher</p> <p>Listen and write</p> <table border="1" data-bbox="415 604 1495 837"> <thead> <tr> <th>No</th> <th>word</th> <th>mark</th> <th>Correct 1</th> <th>Correct 2</th> </tr> </thead> <tbody> <tr> <td>1</td> <td></td> <td></td> <td></td> <td></td> </tr> <tr> <td>2</td> <td></td> <td></td> <td></td> <td></td> </tr> <tr> <td>3</td> <td></td> <td></td> <td></td> <td></td> </tr> <tr> <td>4</td> <td></td> <td></td> <td></td> <td></td> </tr> </tbody> </table> <p>illustration</p> <table border="1" data-bbox="415 884 1487 1226"> <tbody> <tr> <td data-bbox="415 884 773 1182">   </td> <td data-bbox="773 884 1130 1182">   </td> <td data-bbox="1130 884 1487 1182">   </td> </tr> <tr> <td data-bbox="415 1182 773 1226">Good morning</td> <td data-bbox="773 1182 1130 1226">Good afternoon</td> <td data-bbox="1130 1182 1487 1226">Good evening</td> </tr> </tbody> </table> <p>Structure(presents simple tense)</p> <p>using: good morning good afternoon good evening</p> <p>Examples</p> <p> Good morning ,teacher</p>	No	word	mark	Correct 1	Correct 2	1					2					3					4					 	 	 	Good morning	Good afternoon	Good evening
No	word	mark	Correct 1	Correct 2																													
1																																	
2																																	
3																																	
4																																	
 	 	 																															
Good morning	Good afternoon	Good evening																															

LESSON 2





A) VOCABULARY

boy girl , man, woman

Listen and write

No	word	mark	Correct 1	Correct 2
1				
2				
3				
4				

Illustration

			
boy	girl	man	woman

B) GRAMMAR

Plural and singular nouns

Singular

boy

girl

woman

nan

Plural

boys

girls

women

men

C) Structures and tense work

Structure

Using: What is your name?

My name is

Example



What is your name?



My name is Sam I am a boy



My name is Tina
I am a girl

Activity

1. Fill in the missing letters

wo__an gi__l
__oy ma__

2. Write these words correctly

byo_____ amn_____

3. Change the words to small letters

WOMAN_____

GIRL_____

4. Read and draw

man	girl

5. What is your name?

LESSON 3

VOCABULARY PRACTICE

Sir, Mr, Mistress, madam

Listen and write

No	word	mark	Correct 1	Correct 2
1.				
2.				
3.				
4.				

Illustration



Mr. Omala

Mrs. Omala



Madam Juliet

B) Grammar

Opposite nouns

Noun

Opposite

Sir

madam

C) Structures and tense work

Structure:

What is her/his name?

He/she is ...

Examples



He is kato



Her name is Sarah

Activity

1. Fill in the missing letters

ma__am s__r

2. Give the opposite of these words

Madam _____

3. Write these words correctly

madma _____ irs _____

4. Use: his/her name is ...

What is his/her name

a)



(Moses) _____

b)



(Tina) _____

#CREATIVE D... / 0703749068 / 0785681207

LESSON 4

A) VOCABULARY PRACTICE

chair, duster, table, desk

Listen and write

No	word	mark	Correct 1	Correct 2
1				
2				
3				
4				

Illustration



Chair



duster



table



desk

B) Grammar

Singular

chair

duster

table

desk

Plural

chairs

dusters

tables

desks

C) Structures and tense work

Present simple tense

Structure: what is this?

This is a ...

Example



This is a desk



This is a duster

Activity

1. Write the words correctly

sterdu _____

sekd _____

2. Give the plural of these words

chair _____

table _____

3. Change these words to small letters

DESK _____

TABLE _____

4. Read and draw

duster	desk

5. What is this? This is a ...





LESSON 5


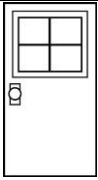


A) VOCABULARY PRACTICE

window, door, book, pencil

LIST AND WRITE

No	word	mark	Correct 1	Correct 2
1				
2				
3				
4				

Illustration

			
window	door	book	pencil

B) Grammar

Singular and plural nouns

Singular

window
door
book
pencil

plural

windows
doors
books
pencils

C) Structure and tense work

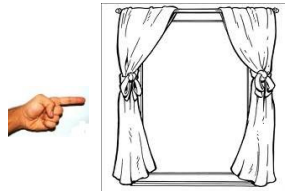
Present simple tense

Structure


What is that?

That is a ...

Example



That is a window



What is that
That is a book

Activity

1. Fill in the missing letters

boo_ pe_cil
_door win_ow

1. Write these words correctly

dowwin _____
nciple _____

3. Arrange these words in a,b,c ... order

pencil book window door

4. Read and draw

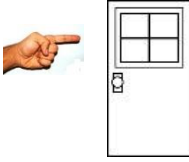
pencil	door

#CREATIVE PRINTERS 073745068 / 0785681207

5. What is that?

That is a-----





LESSON 6


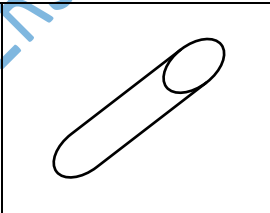

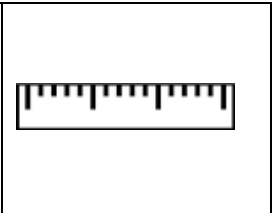
A) VOCABULARY PRACTICE

Pen , chalk , chalkboard, ruler

Listen and write

No	word	mark	Correct 1	Correct 2
1				
2				
3				
4				

Illustration

			
pen	chalk	chalkboard	ruler

B) Grammar

Singular and plural nouns

Singular

Pen
Chalk
Chalkboard
Ruler

Plural

pens
chalks
chalkboards
rulers

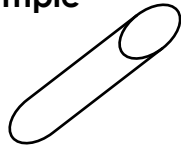
C) Structures and tense work

Present simple tense

Structure: show me a ...

This is a ...

Example



Show me a piece of chalk

This is a piece of chalk



Show me a chalk board

This is a chalk board

Activity

1. Write these words in capital letter

chalk _____ ruler _____

2. Read and draw

pen	ruler

3. Fill in the missing letter

ch_lk _en

4. Give the plural of these words

pen _____


Ruler _____

chalkboard _____

5. Use: This is ...



Show a pen



Show me a ruler

#CREATIVE PRINTERS 03745068 / 0785681207

Activities in our school

LESSON 7
VOCABULARY PRACTICE

Sweep , garden , read, write

Listen and write

No	word	mark	Correct 1	Correct 2
1				
2				
3				
4				

B) Grammar

Tense of verbs present continuous tense

Verb

now tense (present continuous tense)

Sweep

sweeping

Garden

gardening


Read

reading

Write

writing

illustration

			
sweeping	gardening	reading	writing

C) Structures and tense work

present continuous tense (now tense)

structure:

What are you doing?

I am -----

Example: what are you doing?

I am reading



What are you doing?

I am writing

Activity

1. Fill in the missing letters

wr__te rea__
s__eep gar__en

2. Change these verbs to now tense

read _____
write _____

3. Write the words in capital letter

garden _____
sweep _____

4. Use: I am-----



What are you doing?



**LESSON 8
VOCABULARY**

Write, play, pray, clean

Listen and write

No	word	Mark	Correct 1	Correct 2
1				
2				
3				
4				

Grammar

Tense of verbs(present continuous tense)

Verb	present continuous(now)
Write	writing
Play	playing
Pray	praying
clean	cleaning

Illustration

			
Playing,	praying	cleaning	Writing

STRUCTURES AND TENSE WORK

Present continuous tense (now tense)

Structure: what are you doing?



We are praying



What are you doing?
We are writing

Activity

1. Write these words correctly

leanc _____ rapy _____

Fill in the missing letters

p_ay writ_

Change these words to small letters

CLEAN _____

PRAY _____

Write the words in present continuous tense

Play _____

Write _____

Use: We are-----

		<p>What are you doing?</p> <p>_____</p> <p>What are you doing?</p> <p>_____</p>
--	--	---

#CREATIVE PRINTERS 0703745068 / 0785681207

Lesson 9
Vocabulary

Learn , teach , play , read

Listen and write

No	word	mark	Correct 1	Correct 2
1				
2				
3				
4				

Grammar

Tenses and verbs(present continuous tense)

Verb

learn

teach

play

read

tense(now tense)





learning

teaching

playing

reading

Illustration

			
learning	teaching	playing	reading

Structures and tense work

Present continuous tense

Structure: what is she/he doing?

What is he doing?

Examples



What is she doing?
She is learning



What is he doing?
He is playing

Activity

Fill in the missing letters

le_m

rea_

t_ach

_lay

Write these words correctly

drea_____

earnl_____

Form small words from big words

learn_____

play_____

teach_____

Arrange the words in abc ----- order

teach, learn, play, read

Use: he/she is-----

Lesson 10

Comprehension

A rhyme

Follow the guidelines on comprehension to answer the above rhyme

Read the it and answer the questions that follow

At school at school

There are many things at school
Like chairs , pencils, dusters, and others
At school at school
We sit on the chairs
We write with pencils
And a duster to clean the chalk board

Questions



The rhyme is about _____

Write three things found at school

- a)
- b)
- c)

A duster is used for _____ on the chalk board

read and draw

	
pencil	chair

lesson II

A story

Read the story and answer the questions :

Tina

Tina is a little girl she is 6 years old

Her school is victorious primary school. She love her school

Questions

_____ is the little girl in the story

How old is Tina?

Write Tina's school

Draw Tina playing at school

Lesson 12

Composition

Drawing and colouring pictures

Examples



pencil

Activity

Draw and colour the following

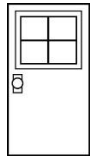
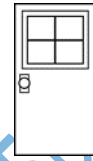
Chalk board	door	duster
window	chair	chalk

Lesson 13

Comparing pictures

#CREATIVE PRINTERS 0703745068 / 0785681207

Activity
compare and match the pictures correctly



#CREATIVE PRINTERS 0703745068 / 0775501207





Vocabulary practice

Mother, father, baby, sister.

Listen and write

No	word	mark	Correct 1	Correct 2
1				
2				
3				
4				

Illustration

			
Mother	father	baby	sister

Grammar

Singular and plural nouns
Changing nouns to plural form

Singular

mother
father
baby
sister

plural

mothers
fathers
babies
sisters


Structures and tense work


Present simple tense

Structure:

This is my-----

Examples

 This is my sister.

 This is my father

Activity

Fill in the missing letters

F_ther

Ba_y

M_ther

S_ster

Write these words correctly

Therfa_____

Thermos_____

Byba_____

Arrange these words in abc ----- order

Father

baby

sister

mother

Use: this is my-----

a) _____

b) _____

Lesson 2





Vocabulary

Brother, girl, boy, woman

Listen and write

No	word	mark	Correct 1	Correct 2
1				
2				
3				
4				

illustrations

			
Brother	girl	boy	woman

Gramm

Singular and plural nouns

Changing nouns to plural forms

Singular

Brother

Girl

Boy

Woman

plural

brothers

girls

boys

women

Structure and tense work

Present simple tense

Structure

Show me a -----

This is a -----

Examples



Show me a brother

This is a brother



Show me a girl

This is a girl

Activity


Write the words correctly

wanwo _____

lrgi _____

ybo _____

Read and draw



Woman boy

Write the opposite of these words

Boy
Woman
Sister

Use:



(girl)



(boy)

Lessons 3





Vocabulary practice

man , child ,brother , baby

Listen and write

No	mark	Correct 1	Correct 2
1			
2			
3			
4			

Illustration

			
man	child	brother	baby

Grammar

singular and plural nouns
changing nouns to plural form

singular

man
 child
 brother
 baby

plural

men
 children
 brothers
 babies

structures and tense work

present continuous tense

structure

point to the-----

I am pointing to the_____

Example



I am pointing to the baby



I am pointing to the man

Activity

Fill in the missing letters

m_n
 ch-ld
 _aby

Write the words correctly

nma _____
 dlchi _____

Give the plural of these words

Singular

child

man

brother

baby

plural

Vocabulary practice

Cook , clean , wash, dig,

Listen and write

No	word	mark	Correct 1	Correct 2
1				
2				
3				
4				

Grammar

Tenses of verbs

Verbs

cook

clean

wash

dig

now tense


cooking

cleaning

washing

washing

Illustration

			
cooking	washing	digging	cleaning

Structures and tense work

Present continuous tense

Structure:

What are you doing

I am -----ing.

Examples



I am digging



I am cooking

Fill In the missing letters

Cl _an

coo_

d _g

Read and draw

washing	cooking

Change these words to the now tense

Verb

now tense

Cook

Dig

Wash

Clean

Use: I am _____

#CREATIVE PRINTERS 0703745068 / 0785681207

Lesson 5

Vocabulary

Teach, milk, sweep, cook

Listen and write

No	word	mark	Correct1	Correct2
1				
2				
3				
4				

Grammar

Tenses of verbs

changing verbs to present continuous tense(now tense)

verb **now tense**

teach

teaching

milk

milking

sweep

sweeping

cook

cooking

illustrations

			
teaching	milking	sweeping	cooking

Structures

Present continuous tense

Structure:

Using: what is/she doing?

He /she is-----

Example



She is sweeping



He is teaching

Activity

Fill in the missing letters

t_ach

m_lk

c__k

Read and draw

cooking	milking	sweeping	reading

Changing the words to now tense

Verbs

now tense

teach

milk

cook

sweep

Use he/she is -----

a) _____

b) _____

Lesson 6





Vocabulary

Cow, goat, hen, duck,

Listen and write

No	word	mark	Correct 1	Correct 2
1				
2				
3				
4				

Illustration

			
<u>cow</u>	<u>goat</u>	<u>duck</u>	<u>hen</u>

Grammar

Singular and plurals nouns

Singular

Cow

Goat

Duck

Hen

plural

cows

goats

ducks

hens

Structures and tense work

Present simple tense

Structure:

Show me a-----

This is a cow -----



Show me a cow

This is a cow



Show me a duck

This is a duck

Activity

Fill in the missing letter

c_w duc_ g_at

Change to capital letters

duck_____

cow_____

Read and draw

	
hen	hen

Arrange the words in abc order.

Hen, cow, goat, duck,

Use: This is a -----

Show me a hen

Show me a goat

Lesson 7

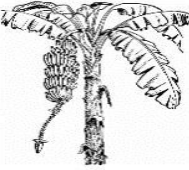



Vocabulary practice

Banana plant, mango tree , bird, egg

Listen and write

No	word	mark	Correct 1	Correct 2
1				
2				
3				
4				

Illustration

			
Banana plant	Mango tree	bird	egg

Grammar

Singular and plural nouns
changing nouns to plural form

Singular

banana plants
mango tree
bird
egg

plural

banana plants
mango tree
birds
eggs

Structure and tense work

Present simple tense

Structure

Using: what is that/this
That is /this-----

Examples

_____ This is a mango tree



That is a bird

#CREATIVEDESIGNS PRINTERS 0703745068 / 0785681207

Activity

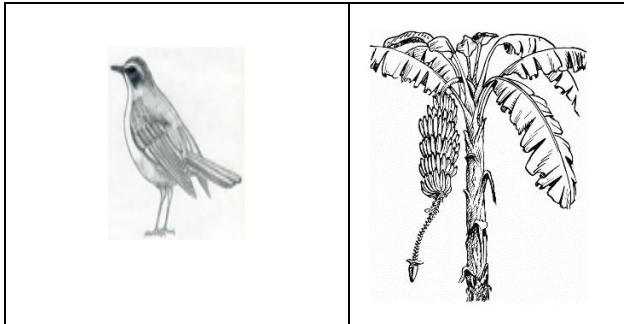
Fill in the missing letters

m_ngo

e_g

b_rd

Read and draw



bird	banana plant
-------------	---------------------

Give the plural of these words

Singular

egg

banana plant

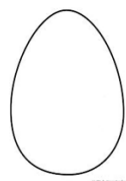
bird

mango tree

Use : This/ That is a-----

plural





#CREATIVE PRINTERS 0703745068 / 0785681207

Lesson 8





Vocabulary practice

Milk ,bed, spoon, fork

Listen and write

No	word	mark	Correct 1	Correct 2
1				
2				
3				
4				

Illustration

			
milk	bed	spoon	fork

Grammar

Singular and plural nouns

Changing nouns to plural form

singular

milk
bed
spoon
fork

plural

milk
beds
spoons
forks

Structures and tense work

Present simple tense

Structure

Using: what is this/that

This/ that is-----

Examples

That is milk




This is a spoon



Activity

Name the pictures below



Write the words correctly

rkfo

lkmi

noops

Arrange in abc ----- order

milk , fork , spoon , bed.

Use this/that is-----

a) _____

b) _____

Lesson 9

Vocabulary

Plate, cup, broom, pot

Listen and write

No	work	mark	Correct 1	Correct 2
1				
2				
3				
4				

illustration

			
plate	cup	broom	pot

Grammar

Singular and plural nouns

Changing nouns to plural form

Singular

Plate

Cup

Broom

Pot

plural

plates

cups

brooms

pots

Structures and tense work

Present simple tense

Structure

Using :

What is this/that?

This /that is-----



That is a cup



This is a pot

Activity

Fill in the missing letter

p-t

cu-

br__m

Change to capital letters

cup_____

plate_____

name the pictures

Give the plural form

Singular

plural

Plate

Pot

Broom

Use: This/That is-----



(plate) _____



(pot) _____

Lesson 10





Vocabulary practice

Red , blue, green , brown

Listen and read

No	word	mark	Correct 1	Correct 2
1				
2				
3				
4				

Illustration

			
red	blue	green	brown

Grammar

Adjective

Word order

Lube blue wnbro brown

Neegr green dre red

Structures and tense work

Present simple tense

Structure:

Using:

What color is it?

It is-----

Example



What colour is it?

It is blue



What colour is it

It is brown

Activity

Fill in the missing letters

r_d

blu_

gr_ _n

Read and draw

--	--

Red blanket

Green cup

Write the words correctly

Edr _____

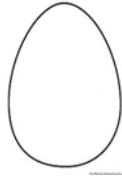
eulb _____

Use:

It is



(Black hen) What colour is it?



(White egg) What colour it?

Lesson II

Comprehension

Reading simple words

Read and spell these words

cook bed spoon
father clean dig fork
baby wash teach
sister pot red
brother sweep spoon
girl pot blue
boy milk green
woman cow pink
man goat home
child hen brown
banana plant duck
mango tree bird

Lesson 12

Comprehension

Puzzle

Circle and write the words from the puzzle

F	a	m	i	l	y			
A	h	o		s		o	b	a
t	o	t	u	i	b	t	t	b
h	m	h		s	o	n	y	
e	e	e	v	t	y			
r	b	r	o	t	h	e	r	
		z		e		i	o	
T	x			r	n		n	

1. family
2. _____
3. _____
4. _____
5. _____
6. _____
7. _____

Lesson 13
Composition
Drawing and colouring pictures



Cup

Activity

Draw and colour the following

plate	pot	duck
egg	hen	bed
bird	cow	goat

#CREATIVE PRINTERS 0703745068 / 0785581207

**People
in our
commu
nity**

**Lesson 14
Composition
Guided story**

Follow the guidelines on composition writing

Choose the correct words from the box

Mr. kizito

Mr. kizito is a _____ he grows fruits like _____,bananas and _____

He also keeps animals on his _____ there are _____ and sheep.
He gets _____ from cows. Mr. kizito goes to the market every Tuesday to sell _____ to get money

farmer, milk, pineapples, cows, bananas, farm, mangoes.

**Our
community**





Aspect: grammar

boy, girl, woman, man

Listen and read

No	words	marks	Correct 1	Correct 2
1				
2				
3				
4				

Illustration:

			
boy	woman	man	girl

Structure and tense work

Present simple tense

Structure

Show me a -----

This/that is a-----

Example

Show me a boy



This is a boy



Show me a girl

This is a girl.

Activity

Fill in the missing letters

b_y

m_n

gi_l

wom_n

Give the plural form of the words below

Singular

plural

Man

Woman

Girl

Boy

Show me a(woman)



Show mw a (man)



Our community

People in our community

Lesson 2

Vocabulary

doctor nurse teacher shop keeper

Listen and write

No	words	mark	Correct 1	Correct 2
1				
2				
3				
4				

Illustration

<u>teacher</u>	<u>nurse</u>	<u>Shopkeeper</u>	<u>doctor</u>
----------------	--------------	-------------------	---------------

Singular nouns and plural nouns

Singular

doctor
nurse
teacher
shop keeper

plural

doctors
nurses
teachers
shopkeepers

Structure and tense work

Present simple tense

Structure:

Who is he/she?


He/she is a-----

Example



Who is she?

She is teacher.



Who is he?

He is a shopkeeper

Activity





Fill in the missing letters

t_acher

d_ctor

n_rse

Read and draw

			
teacher	nurse	doctor	shopkeeper

Arrange in abc----- order.

teacher nurse doctor shopkeeper

Who is he? He/She is a-----





Lesson 3
vocabulary

farmer , fishermen, policeman , carpenter

Read and write

No	words	mark	Correct 1	Correct 2
1				
2				
3				
4				

Illustration

			
farmer	fisherman	policeman	carpenter

Grammar

Nouns

Singular and plural nouns

Singular

farmer
fisherman
policeman
carpenter

plural

farmers
fishermen
policemen
carpenters

Lesson 3

Vocabulary

Farmer, fisherman, policeman, carpenter

Read and write

No	words	mark	Correction1	Correction2
1				
2				
3				
4				

Grammar

Nouns

Singular and plural nouns

Singular

Farmer

Fisherman

Police man

Carpenter

plural

farmers

fishermen

policemen

carpenters

Structure and tense work

Present continuous tense

Structure:

Point to the-----

I am pointing to the-----


Example

Point to the policeman



I am pointing to the police man

Point to the carpenter



i am pointing to the carpenter

Activity

Fill in the missing letters

Policem_n

F_rmer

Carp_nter

Name the pictures





Point to the _____

I am pointing to the _____





Lesson 4

Vocabulary

Fish plant harvest sell

Listen and write

no	Words	mark	Correction1	Corection2
<u>1</u>				
<u>2</u>				
<u>3</u>				
<u>4</u>				

Grammar

Verbs

Tenses of verbs

Verb

present continuous

Fish

fishing

Plant

planting





Harvest

harvesting

Sell

selling

Illustration

			
fishing	planting	harvesting	selling

Structure

What are you doing

Example



I am fishing



I am planting

Activity

Fill in the missing letter

S_ll pl_nt h_rvest f_sh

Arrange the words in abc order.

plant sell harvest fish

Use the words in brackets correctly.

1. I am _____ mangoes (harvest)
2. We are _____ fish (sell)
3. I am _____ (fish)
4. We are _____ flowers (plant)

Lesson 5

Vocabulary practice

dry weed graze harvest

Listen and write.

No	words	marks	Correct 1	Correct 2
1				
2				
3				
4				

She is harvesting coffee.



Activity

Fill in the missing letters.

gr_ze

h_rvest

w_ed

write the words correctly.

vesthar_____

wede_____

yrd_____

azegr_____

What is he/she doing? She/he is-----





#CREATIVE PRINTERS 0703745068 / 0785681207

Lesson 6




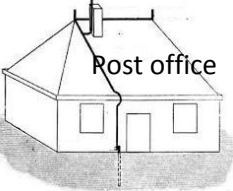
Vocabulary

Post office, hospital church mosque

Listen and write.

No	words	mark	Correct 1	Correct 2
1				
2				
3				
4				

Illustration

			
hospital	mosque	church	Post office

Grammar

Singular and plural nouns

Changing nouns to plural form

Singular

Hospital

Church

Mosque

Post office

plural

hospitals

churches

mosques

post offices

Lesson 7

Vocabulary practice.

bank police station markets shop

Listen and write.

No	words	marks	Correct 1	Correct 2
1				
2				
3				
4				

Illustration.

			
bank	shop	market	Police station

Grammar

Singular and plural nouns

changing nouns to plural form

singular

bank

market

shop

police station

plural

banks

markets

shops

police station

structure and tenses

present simple tense

using:

what is this/that/

example



this is a shop



that is a bank.

activity

fill in the missing letter.

b _ nk

mark _ t

p _ lice station

sh _ p

write the words correctly.

posh _____

ketmar _____

Write in plural form.

singular

bank

market

shop

police station

plural

#CREATIVE PRINTERS 0703745068 / 0785681207

use: this/that is-----



Lesson 8

Vocabulary practice

Vocabulary

home , clinic, well , school

Listen and write

No	words	mark	Correction 1	Correction 2
1				
2				
3				
4				

Illustration.

well	home	school	clinic

Grammar and plural nouns.

Changing nouns to singular form.

Singular

home

clinic

well

school

plural

homes

clinics

wells

schools

structures and tense work

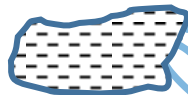
present continuous tense

structure

point to the -----

I am pointing to the-----

Example.



I am pointing to the well.

fill in the missing letters.

h_me

sch__l

c_inic

wel_

Read and draw.

school	home

Arrange these words in abc order.

Home, school , clinic, well

Change to plural form.

Singular

plural

home

school

clinic

well

Use: I am pointing to the.....





Lesson_9

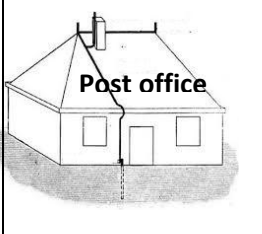

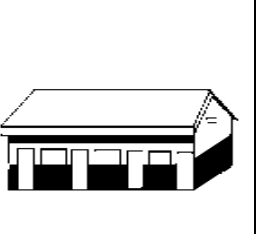

Vocabulary practice

Post office, shop , mosque, school

Listen and write

No	word	mark	Correct 1	Correct 2
1				
2				
3				
4				

Illustration

			
Post office	mosque	school	shop

Grammar

Singular and plural nouns

Singular

post office
 mosque
 shop
 school

plural

post offices
 mosques
 shops
 schools

Structures and tense works

Present simple tense


Structures:

Using: Can you see a-----

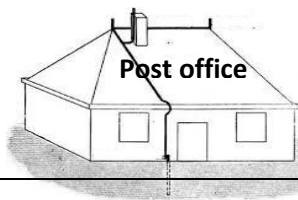
Yes, I/we can

No, I/ we can not

Examples.



Can u see a school
 No, we cant



Can you see a post office
 Yes, I can

Activity

1. Fill in the missing letters.

sho_

s_hool

mos_ue

pos_office

2. Write these words correctly.

Hops_____

oolshc_____

3. Arrange these words in abc----- order.

school

mosque

hospital

church

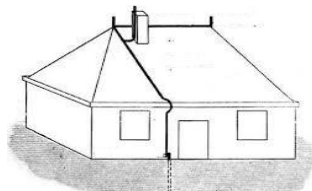
4. Read and draw.

shop	mosque

5. Use: yes, we can/no I cant



Can you see a school



Can you see a mosque

#CREATIVE PRINTERS 0703745068 / 0785681207

#CREATIVE PRINTERS 0703745068 / 0785681207

Lesson 10

Follow the guidelines comprehension

Recite a rhyme.

Recite the rhyme and answer the questions that follow.

I wake up in the morning

I go to the market

I find a fish seller selling fish

Fish fish fish

I bought a fish

I cooked fish

I ate fish.

Questions

The rhyme is about _____

I go to the _____

Who was selling fish _____

I _____ fish after cooking

Draw a fish.




#CREATIVE PRINTERS 0703745068 / 0785681207

Lesson 11

Follow the guidelines when answering.

Guided story.

Alex is a



_____ . He makes things like



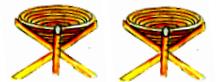
_____ ,



tables,



_____ and

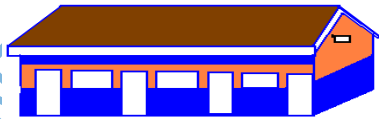


stools. His wife is a



_____ .

She goes to



Every morning. She carries her



_____ and a



_____ in her bag.

Lesson 12

Recognizing and reading simple verbs and commands in present tense

Read and spell the verbs correctly.

harvest	plant	sell
dry	weed	farm
wash	build	make
fish	treat	teach
keep	clean	sweep

Reading commands in present tense.

For example.

Come in

stop it

Sit down

don't do it

Stand up

go away

Go out

get out

Come here

Lesson 13

Composition

Drawing and colouring pictures.

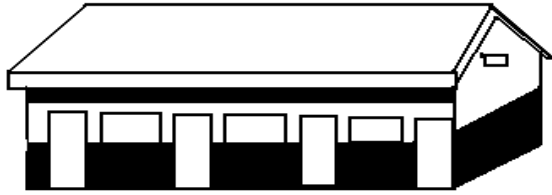
Example.



Teacher.



Farmer



School

Draw and color.

policeman	nurse
mosque	church
carpenter	cook

#CREATIVE PRINTERS 0703745008 / 0785681207

The human and health

External

Parts of the body
There uses

Lesson 1





A) Vocabulary practice.

Head , hand , shoulders , knees

Listen and write.

No	words	mark	Correct 1	Correct 2
1				
2				
3				
4				

Illustration

			
hand	head	shoulder	knee

B) Grammar

Nouns

Singular

head
hand
shoulder
knee

plural

heads
hands
shoulders
knees

Structure and tense work.

Structure

This is my-----

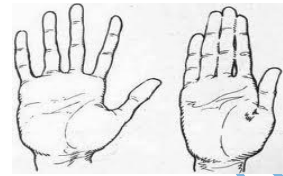
These are -----

Example

This is my hand



these are my hands



Activity

Fill in the missing letter.

sh_ ilder

he_d

h-an

write the words correctly.

neek _____ adhe _____ ldershou _____

c) Write in plural.


1. head _____


2. knee _____

3. hand _____

Use: This is my-----/These are my-----

4.  _____

5.  _____

6.  _____

#CREATIVE PRINTERS 0703745068 / 0785681207

The human body and health

External parts of the body and there uses

Lesson 2





Vocabulary practice

Toes, foot, body back

Listen and write.

No	words	mark	Correct 1	Correct 2
1				
2				
3				
4				

illustration

				
toes	foot	body	shoulder	back

Grammar nouns

Singular and plural nouns

Singular

Toe
Foot
Body
Back

plural

toes
feet
bodies
backs

Structure and tense work

Present simple tense

Structure

How many-----have you?

I have two feet

Example

How many have you?
I have two feet.
How many bodies have you?

Activity

Arrange the letters to form correct words

Tofo _____ ckba _____ esto _____

Arrange the words in a,b,c ----order:

Foot toe back

How many backs have you?

How many toes have?

Draw your body?

Lesson 3




Vocabulary practice

Chest. Hair. Mouth. teeth

Listen and right

No	words	mark	Correction1	correction 2
1				
2				
3				
4				

Illustration

			
chest	teeth	hair	mouth

Grammar

Nouns

Singular and plural nouns

Singular

chest
mouth
tooth

plural

chests
mouths
teeth

Structure tense work

Present simple tense

Structure:

How many -----doe she/he have

He/she has-----

Example

He' has one mouth



He has one chest

Example

Fill in the missing letters

h_ir

m_uth

t_eth

Write the words the words correctly

Seth _____ uthmo _____ irha _____

Name the picture





Answer correctly

She has _____ chest

He has _____ teeth

(Ten ,three)

Lesson 4

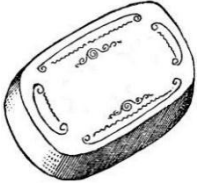
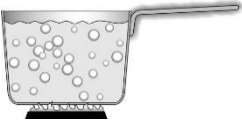
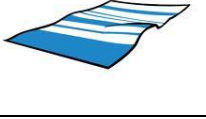

Vocabulary

Soap , water , towel , finger

Listen and write

No	words	mark	Correct 1	Correct 2
1				
2				
3				
4				

illustration

			
soap	water	towel	finger

Grammar

Nouns

Plural and singular nouns

Singular

soap
towel
finger

plural

soaps
towels
fingers

Structure and tense work

Present continuous tense

Structure:

What are you doing?

I am -----ing my -----

Example

I am bathing with water and soap
I am drying myself with a towel

Activity

Fill in the missing letters

t_wel s_ap w_ter

Write the words correctly

Terwa_____ apso_____ weto_____

\

Read and draw

Towel	soap	fingers

What are you doing?

I am bathing my _____ with (soap)

1.



2.



I am cutting my _____ (nails)

The human body and health

Personal hygiene

Lesson 5



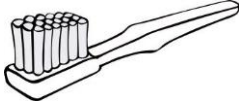

Vocabulary practice

comb, brush, basin, toothbrush

Listen and write

no	word	mark	Correct 1	Correct 2
1				
2				
3				
4				

illustration

			
comb	brush	Toothbrush	basin

grammar

noun

singular

comb
brush
basin
toothbrush

plural

combs
brushes
basins
toothbrushes

structure and tense work

present continuous tense

structure

What are they doing?

They are-----ing their-----

Examples



They are brushing their teeth



They are combing their hair

Activity

Fill in the missing letter

C_mb br_sh t_othbrush

Write the words correctly

Mbco_____ shru_____ sinba_____

Read and draw

comb	brush	toothbrush	basin

What are they doing?

They are-----ing their-----





Lesson 6

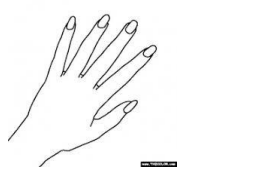
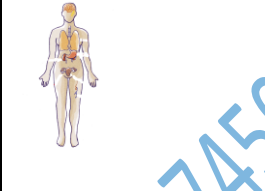


Vocabulary practice

Finger, body, comb, basin

Listen and write

no	words	mark	Correction1	Correction2
1				
2				
3				
4				

illustration

			
finger	Body	Comb	basin

grammar

nouns

singular and plural nouns

Singular

finger

body

comb

basin

plural

fingers

bodies

combs

basins

structure and tense work

present continuous tense

structure

What is he/she doing?

He/she-----ing his/her

Examples

He is cutting his fingers



She's bathing her body



Activity

Arrange the letters to form the correct word

Doby

ocmb

ngerfi

Fill in the missing letters

B_dy f_nger c_mb

Read and draw

She is combing her hair

He is bathing his body

Choose the correct word to fill in the gap

He is _____ his teeth (brushing bathing)

She is _____ her hair (comb , combing)

She is _____ her clothes (washing .wash)

Leeson 7





Vocabulary

headache, malaria , cough, mumps

Listen and write

No	word	mark	Correction1	Correction2
1				
2				
3				
4				

illustration

			
<u>cough</u>	<u>malaria</u>	<u>polio</u>	<u>mumps</u>

Grammar

Word order

achehead olpio ugcho cough

lariama malaria mpsmu mumps

Structure and tense work
Present simple tense

structure:
Are you well?

No, I am not

Examples



Yes, I am well



No, I am not

Activity

Write the words correctly

Lamaria _____ oughc _____ ache head _____

Fill in the missing letters

H_ad mal_ria c_ught m_mps

Answer correctly

Yes, I am. No, I am not.





Lesson 8
Vocabulary practice

Flu, malaria, cough, mumps

Listen and write

No	words	mark	Correction1	Correction2
1				
2				
3				
4				

Grammar

Nouns

Word order

Write the words correctly

Mpsmu _____ riasmala _____

luf _____ ughco _____

Arrange the words in abc order

Mumps malaria flu cough

Structure and tense work

Present Simple Tense

structure

is he /she well/ill/sick?

Example

Is she well?

Yes, she is well.



Is she well? _____



Is he well? _____

Activity

Fill in the missing letter

s_ck, w_ll, _ll, fl_

Arrange the letters to form correct words

llwe cksi luf oughc

Write the words in capital letters

Ill sick flu

Is she /he well/ill sick

No, he /she is sick/ill

4.



5.



6.



#CREATIVE CENTERS 0703745068 / 0785681207

Lesson 9



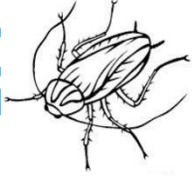
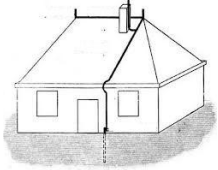
Vocabulary

housefly, pin, mosque ,coachroach

Listen and write

No	words	mark	Correction1	Correction2
1				
2				
3				
4				

Illustration

			
Mosquito	pin	cockroach	House

Grammar

Nouns

Singular and plural nouns

Singular

housefly
pin
mosquito
cockroach

plural

house flies
pins
mosquitoes
cockroaches

Structure and tense word

Present simple tense

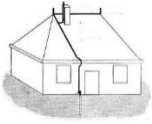
What is this /that?

This ,that is a-----

Example



This is a pin



That is a house

Activity

Fill in the missing letter

rm_squito

h_usefly

p_n

Change to small letters

COCKROACH _____


PIN _____

MOSQUITO _____


#CREATIVE PRINTERS 0703745068 / 0785681207

		Read and draw	
		pin	mosquito


Use : this is a-----that is a
to answer correctly



(pin)



(cockroach)



(housefly)

The human body and health	Personal hygiene	<p>Lesson 10</p> <p>Arrange the sentences in their correct order</p> <p>a) I apply Vaseline on my face</p> <p>b) I brush my teeth</p> <p>c)when I wake up in the morning</p>
---------------------------	------------------	--

- d) I wash my face
- e) I get my tooth brush

Lesson 11

Follow the guidelines on how to answer the story

Comprehension

A story

Read the story and answer the questions carefully

Our body parts

Our body parts are useful. The eyes are used for seeing. Ears are used for hearing. nose is used for smelling. Legs are used for walking. The tongue is used for tasting. And the teeth are used for chewing many things. We thank God for the body parts

Write the title of the story

Write four body parts in the story

Which body part is used for

Hearing _____ seeing _____ touching _____

How many legs do you have?

Draw and name any three body parts

Lesson12

Read the rhyme and answer the question in full sentences

Diseases diseases diseases
Diseases are killing us
Oh what should we do to avoid diseases
You are not my friend you make me weak
I hate you
Parent, teachers, children, and others
People let's keep our selves clean
And a void diseases

By john p.1

Questions

1. Write the tittle of the rhyme

2. Diseases kill _____ (stone, people)

3. Who wrote the rhyme

4. In which class is john?

5. Are diseases your friend?

6. We should all avoid?

#CREATIVE PRINTERS 0703745068 / 0785681207

Lesson 13
Composition
Drawing ,shading and ,colouring,pictures
head



basin

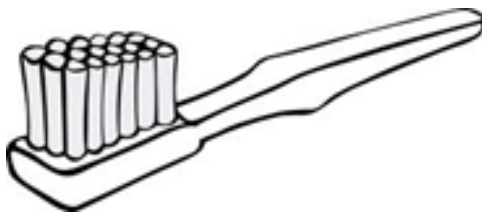
Soap



towel



Toothbrush





Cough



Leg

Lesson 14

Comprehension

Dialogue

Read the answer the dialogue and answer the questions

Joan: good morning, john.

John: good morning ,Joan.

Joan: why are you crying?

John I am not feeling well.

Joan: what is wrong?

John: I have a headache

Joan: tell your mother to take you to the hospital.

John : Thank you Joan.

Questions

How many people are talking in the dialogue?

Write the name of the people?

_____ and _____

Who was crying?

John was crying because of? _____













Name the person with john?

Draw john and Joan talking

#CREATIVE PRINTERS

FORMAT OF LESSON NOTES (Theme based)

SUBJECT: ENGLISH CLASS: P.1 TERM: TWO YEAR: 2024

Theme	Sub-theme	Teachable unit/ deliverable lesson																																											
WEATHER	Elements and types of weather	<p>A. Vocabulary Practice</p> <p>rain, sun, wind, clouds</p> <p>Listen and write.</p> <table border="1"><thead><tr><th>No.</th><th>word</th><th>mark</th><th>Correction 1</th><th>Correction 2</th></tr></thead><tbody><tr><td>1.</td><td></td><td></td><td></td><td></td></tr><tr><td>2.</td><td></td><td></td><td></td><td></td></tr><tr><td>3.</td><td></td><td></td><td></td><td></td></tr><tr><td>4.</td><td></td><td></td><td></td><td></td></tr></tbody></table> <p>Illustration</p> <table border="1"><tbody><tr><td></td><td></td><td></td><td></td></tr><tr><td>rain</td><td>sun</td><td>wind</td><td>clouds</td></tr></tbody></table> <p>B. Grammar</p> <p>FORMATION OF ADJECTIVES</p> <table border="1"><thead><tr><th>noun</th><th>adjective</th></tr></thead><tbody><tr><td>rain</td><td>rainy</td></tr><tr><td>sun</td><td>sunny</td></tr><tr><td>wind</td><td>windy</td></tr><tr><td>cloud</td><td>cloudy</td></tr></tbody></table> <p>C. Structures and tense work</p> <p>Present continuous tense (Now tense)</p> <p>Structure</p> <p>Using : Is it.....?</p> <p>Yes , it is.....</p> <p>No, it is not.....</p> <p>Examples</p>	No.	word	mark	Correction 1	Correction 2	1.					2.					3.					4.									rain	sun	wind	clouds	noun	adjective	rain	rainy	sun	sunny	wind	windy	cloud	cloudy
No.	word	mark	Correction 1	Correction 2																																									
1.																																													
2.																																													
3.																																													
4.																																													
																																													
rain	sun	wind	clouds																																										
noun	adjective																																												
rain	rainy																																												
sun	sunny																																												
wind	windy																																												
cloud	cloudy																																												



1. Is it raining?
Yes, it is raining.



2. Is it blowing?
No, it is not blowing.

Activity:

1. Fill in the missing letter

r__in ___ind s__n clo__ds

2. Write the words correctly.

nsu _____ ndwi _____

3. Form the adjectives from the nouns below

nouns	adjective
rain	_____
wind	_____

4. Read and draw

clouds	sun

5. Use: Yes, it is / No, it is not....



Is it shining?



Is it blowing?

LESSON 2

WEATHER

Elements & types of weather

A. Vocabulary practice

shine, rain, blow, cold

Listen and write.

No.	word	mark	Correct 1	Correct 2
1.				
2.				
3.				
4.				

B. Grammar

Tenses of verbs

Change the verbs to now tense (present continuous tense)

Verb

Now Tense

shine

shining

rain

blow

Illustration:



shining



raining



blowing

C. Structures and tense work

Present continuous tense (Now tense)

Structure:

Using: Is it.....

Yes, it is..... / No, it is not.....

Examples



1.

Is it shining?

No, it is not shining.



2.

Is it blowing?

Yes, it is blowing.

Activity:

1. Write the words correctly.

a). neshi _____ b). ldco _____

2. Arrange the words in ABC order

Shine, cold, blow, rain

3. Change the words to now tense.

Verb	Now tense
shine	_____
rain	_____
blow	_____

4. Use: Yes, it is..... / No, it is not.....



Is it shining?



Is it blowing?

Is it cold?

LESSON 3





A. Vocabulary practice

windy, cloudy, sunny, rainy

Listen and write.

No	word	mark	Correct 1	Correct 2
1.				
2.				
3.				
4.				

Illustration:

windy	cloudy	sunny	rainy
			

B Grammar

Adjectives:

- wind - windy
- cloud - cloudy
- sun - sunny
- rain - rainy

B. Structures and tense work

Present simple tense (Every day tense)

Structure:

Using: What is the weather like?

It is.....


Is it.....? Yes, it is..... / No, it is not.....

Examples:



What is the weather like?

It is rainy.



Is it windy?

Yes, it is windy.

Activity:

Fill in the missing letter.

w__ndy

su__ny

cl__udy

__ainy

Read and draw.

windy	sunny	cloudy	rainy

Circle the correct word.

a). ndywi wendy windy wnid

b). riany rainy ynair rnaiy

Use: It is.....





WEATHER

**Activities
for
different
seasons**

LESSON 4





A. Vocabulary practice

axe , basket, knife, hoe

Listen and write.

No	word	mark	Correct 1	Correct 2
1.				
2.				
3.				
4.				

Illustration:

axe	hoe	basket	knife
			

B. Grammar

Singular and plural nouns

Change the words to plural form.

Singular

axe
hoe
basket
knife

plural

axes
hoes
baskets
knives

C. Structures and tense work

Present simple tense

Structure

Using: What is this / that?

This / that is

Examples:



That is an axe.



This is a basket.

Activity:

1. **Fill in the missing letter.**

a__e

h__e

bask__t

k__ife

2. Name the pictures below.

hoe	knife

3. Give the plural form of the words below.

Singular	plural
axe	_____
hoe	_____
basket	_____
knife	_____

4. Use: This is a/ That is.....





WEATHER

Activities for
Different
Seasons

Lesson 5

A. Vocabulary practice

spade , rake, watering can, wheel barrow

Listen and write.

No	word	mark	Correct 1	Correct 2
1.				
2.				
3.				
4.				

Illustration:

			
spade	Watering can	rake	Wheel barrow

B. Grammar

**Singular and plural nouns
Change the words to plural form**

singular	plural
spade	spades
watering can	watering canes
rake	rakes
wheel barrow	wheel barrows

C. Structures and tense work

Present continuous tense

Structure

Using: What do we use for?

We use.....for.....

Examples



We use a watering can for watering plants.



We use a rake for collecting rubbish

Activity:

1. Fill in the missing letters.

w__tering c__n spad__ rak__
wh__elbarrow

2. Change the words to plural form.

Singular

rake
spade
watering can
wheel barrow

plural

3. Form small words

Wheel barrow _____ _____
Watering can _____ _____

4. Use: We usefor.....





WEATHER

Activities for
Different
Seasons

Lesson 6





A. Vocabulary Practice

hoe, watering can, basket, axe

Listen and write.

No	word	mark	Correct 1	Correct 2
1				
2.				
3.				
4.				

Illustration:

hoe	basket	axe	Watering can
			

B. Grammar

Singular and plural nouns

Change the words to plural form

singular

hoe
basket
axe
watering can

plural

hoes
baskets
axes
watering cans

C. Structures and tense work

Present continuous tense structure

Using: Is he / She.....?
No, he / she is not.....
Yes, he/ she is.....

Examples:



Is he digging?
Yes, he is digging.



Is he watering plants?
No, he is not watering plants.

Activity:

1. Read and draw.

basket	hoe	axe	Watering can

2. Arrange the words in ABC order.

Watering can, basket, hoe, axe

3. Write the words correctly.

eoh _____

skebat _____

4. Use: Yes, he / she is...../ No, he / she is not....



Is he watering plants?



Is he carrying food?

WEATHER

Effects and management of weather

Lesson 7**A. Vocabulary practice**

Jacket, shirt, dress, blanket

Listen and write.

No	word	mark	Correct 1	Correct 2

Illustration:

			
jacket	shirt	dress	blanket

B. Grammar**Plural and singular nouns**

Changing nouns to plural form

singular	plural
jacket	
shirt	
dress	
blanket	

C. Structures and tenses**Present simple tense****Structure**

Using: What is this/ that?
This / that is.....

Examples:



This is a jacket.



That is a dress.

Activity:

1. Fill in the missing letters.

J__cket dr__ss sh__rt blank__t

2. Change the words to plural form.

Singular

plural




shorts

jacket

dress

blanket

3. Name the pictures.

		
_____	_____	_____

4. Use: This / That is.....





Lesson 8


Vocabulary practice

sweater, shorts, socks, boots

Listen and write.

No	Word	Mark	Correction 1	Correction 2

Illustration

			
sweater	shorts	socks	boots

A. Grammar

Singular and plural nouns

Change the nouns to plural form

singular	plural
a pair of socks	pairs of socks
a pair of shorts	pairs of shorts
a pair of gumboots	pairs of gumboots
sweater	sweaters

B. Structures and tense work

Present simple tense

Structures

Using: What are these / those?
These / those are...

Examples:



These are pairs gumboots.



Those are pairs shorts

Activity:

1. **Write the words correctly.**

tsrosh _____ skeso _____

2. **Read and draw.**

shorts	sweater	boots	socks

3. **Choose the correct word from the**

John has a pair of _____ (shots, shorts)

4. **Use: These/ those are.....**





WEATHER

Effects of management of weather





Lesson 9**A. Vocabulary practice**

umbrella, hat, raincoat, dress

Listen and write.

No	Word	Mark	Correct 1	Correct 2
1.				
2.				
3.				
4				

Illustration

			
umbrella	hat	raincoat	dress

B. Grammar**Singular and plural nouns****Changing words to plural form****Singular**

umbrella
hat
rain coat
dress

plural

umbrellas
hats
rain coats
dresses

C. Structures and tense work

Present simple tense

Structure

Using: What is this/ that?
It is

Examples:



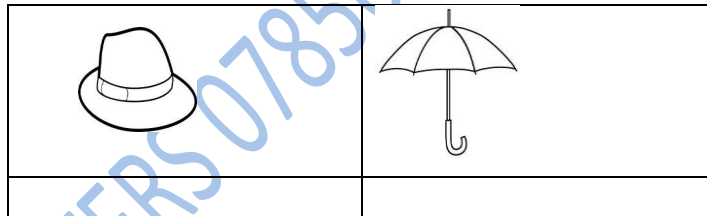
It is an umbrella.



It is a dress.

Activity:

1. Name the pictures below.



2. Fill in the missing letter.

r_____in coat

dr_____ss

3. Arrange the words in A B C order.

umbrella, hat, rain coat, dress

4. Give the plural of the underlined word.

a). She has a new hat _____

b). My umbrella is big. _____

5. Use: It is





Lesson 10





A. Vocabulary practice

grass, tree, water, plant

Listen and write.

No	Word	Mark	Correction 1	Correction 2
1.				
2.				
3.				
4				

Illustration

			
grass	tree	water	plant

B. Grammar

Singular and plural of nouns

Changing nouns to plural form

singular	plural
tree	trees
plant	plants

C. Structures and tense work

Present simple tense

Structure


Using: What is this / that?

It is

Examples:



What is this?
It is a tree.



What is that?
It is a plant.

Activity:

1. Write the words correctly.

ssgra _____ eert _____

2. Read and draw.

grass	tree	plant	water

3. Give the plural of the words below.

Singular

grass
tree
plant
water

Plural

4. Use: It is



What is this?



What is that?

Lesson 11

A. Vocabulary practice

gumboots, umbrella, hat, jacket

Listen and write.

No	Word	Mark	Correct 1	Correct 2
1.				
2.				
3.				
4.				

Illustration

gumboots	umbrella	hat	jacket

B. Grammar

**Singular and plural of nouns
Changing nouns to plural form**

Singular

umbrella
hat
jacket
gumboot

plural

umbrellas
hats
jackets
gumboots

C. Structures

Present continuous tense

Structure

Using: What do you use.....for?
I usefor.....ing.

Examples:



I use an umbrella for covering on a rainy day.



I use a hat for wearing on a hot day..

Activity:

1. Fill in the missing letters.

r__incoat

h__t

u__brella

2. Read and draw.

jacket	gumboots

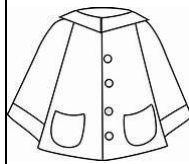
3. **Change the words to plural.**

Singular

hat
 umbrella
 raincoat
 a pair of gumboots

Plural

4. **Use: I use..... for.....**



What do you use a raincoat for?

Lesson 12





A. Vocabulary practice

shirt, dress, shorts, blanket

Listen and write.

No	Word	Mark	Correct 1	Correct 2
1.				
2.				
3.				
4				

Illustration

			
shirt	shorts	dress	blanket

B. Grammar

Singular and plural of nouns

Changing nouns to plural form

singular	plural
shirt	shirts
shorts	pairs of shorts
dress	dresses
blanket	blankets

C. Structures and tense work

Present Simple tense

Structure

Using: What colour is the
It is(colour)

Examples:



What colour is the shirt
It is yellow.



What colour is the pair of shorts?
It is brown.

Activity:

1. Write the words correctly

tenkbla _____

ssdre _____

2. Read and draw.

jacket	dress

3. Arrange the words in ABC order.

shorts, dress, jacket, blanket

4. Choose the correct word from the brackets.

Tom has a new _____ (shurt, shirt)

5. Use: It is



What colour is the dress?



What colour is the blanket

WEATHER

Types and elements of weather

Lesson 13

Comprehension

Reading and matching pictures.

rainy



Cloudy



Windy



sunny



Lesson 14

Read the story and answer the questions carefully.

A story

JANE AND JOY

Jane and Joy are sisters. They live at Bakuli. Their father is Mr. kato. When it is rainy, they use umbrellas and raincoats. Jane has a pink raincoat.

Questions:

1. How many children are in the story?

2. Write the names of children in the story.

3. _____ is their father.
4. Name the things they use when it is rainy.

5. Who has a pink raincoat?

6. Write the title of the story.

WEATHER

LESSON 15

Forming and reading simple short.

Sentences with singular and plural nouns

1. Rain gives us water.
2. The sun dries our clothes.
3. We use hoes for digging.
4. Those are gumboots.
5. Here are slashers
6. The sun gives us light.
7. We use water for bathing, washing and drinking.

Form more sentences using the words below.

8. knife _____
9. gumboots _____
10. umbrella _____
11. plant _____
12. trees _____
13. grass _____

WEATHER

Activities for different seasons

Lesson 16

Composition

Drawing, copying, shading and coloring pictures.

Examples:



umbrella



watering can

Activity:

Draw and colour the following.

dress	hat	socks
gumboots	panga	vest
hoe	basket	

ACCIDENTS AND SAFETY

Accidents and safety at home

lesson 1





A. Vocabulary practice

pin, knife, thorn, fire

Listen and write.

No	Word	Mark	Correct 1	Correct 2
1.				
2.				
3.				
4				

Illustration

			
pin	knife	thorn	fire

B. Grammar

Singular and plural of nouns

Changing nouns to plural form

singular	plural
pin	pins
knife	knives
thorn	thorns

C. Structures and tense work

Present Simple tense

Structure

Using: Show me a
This / That is a

Examples:



1.

Show me a pin.
This is a pin.



2.

Show me a knife
That is a knife

Activity:

1. Fill in the missing letter.

pi ____

tho__rn

f__re

k__ife

2. Write these words correctly.

fekni_____

nip_____

3. Give the plural of the words.

Singular

plural

thorn

fire

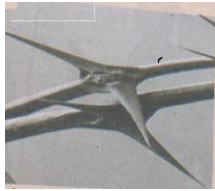
4. Read and draw.

knife	pin

5. Use: Show me a....

This is a.....

That is a....





Accidents and Safety at Home





**Lesson 2
Vocabulary practice**

razorblade, broken glasss , needle, fire

Listen and write.

No	Word	Mark	Correction 1	Correction 2
1.				
2.				
3.				
4				

Illustration

			
razorblade	broken glass	needle	fire

A. Grammar
Singular and plural of nouns
Changing nouns to plural form

singular	plural
razorblade	razorblades
broken glass	broken glasses
needle	needles

B. Structures and tense work
Present Simple tense
Structure

Using: Don't play with

Examples:



Don't play with fire.



Don't play with a razorblade

Activity:

1. Fill in the missing letters.

r__zorbla__e fir__ nee__le br__kengl__ss

2. Write the words correctly.

bladerazor _____ needle_____

3. Give the plural of the words.

Singular

plural

broken glass

fire


4. Read and draw.

razorblade	fire

5. Use: Don't play with....

a).





b).

Accidents
and Safety
at Home

Lesson 3

A. Vocabulary practice

hurt, fall, burn, cut

Listen and write.





No	Word	Mark	Correct 1	Correct 2
1.				
2.				
3.				
4				

B. Grammar

Tenses of verbs

verb	present continuous tense
fall	falling
cut	cutting
burn	burning
hurt	hurting

Illustration:

			
hurting	burning	cutting	falling

C. Structures and tense work

Present Simple tense

Structure

Using: Are you (hurt, burnt) ?
Yes, I am / No I am not.

Examples:

1.  Are you hurt?
No, I am not.



2.

Are you burnt
Yes, I am.

Activity:

1. Fill in the missing letters.

hur___ f__ll bu___n ___ut

2. Write the words correctly.

urnb _____ allf _____

3. Change the verb to now tense.

Verb

Now tense

cut

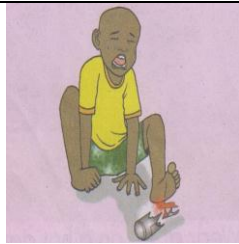
hurt

4. Use: Are you?
Yes, I am / No, I am not.

a).



Are you hurt?



b). Are you hurt? _____

Accidents and safety on the way

Lesson 4

A. Vocabulary practice

burn, bite, play, drown

Listen and write.





No	Word	Mark	Correct 1	Correct 2
1.				
2.				
3.				
4				

B. Grammar

Tenses of verbs

verb	present continuous tense
burn	burning
bite	biting
play	playing
drown	drowning

Illustration:

			
burning	biting	playing	drowning

C. Structures and tense work

Present Simple tense

Structure

Using: Never.....

Examples:



Never play with fire.



Never play with a knife.

Activity:

1. Fill in the missing letters.

b__rn

bit__


pl__

dro__n

2. Use: Never.....



a).



(b)

Accidents and safety on the way

Lesson 5

A. Vocabulary practice

hurt, burn, knock, bite

Listen and write.





No	Word	Mark	Correct 1	Correct 2
1.				
2.				
3.				
4				

B. Grammar

Tenses of verbs

verb	present continuous tense
hurt	hurting
burn	burning
knock	knocking
bite	biting

Illustration:

			
hurting	burning	knocking	biting

C. Structures and tense work

Present Simple tense

Structure

Using: Are they?
 Yes, they are
 No, they are not.

Examples:



1.

Are they hurt?
No, they are not



2.

Are they hurt
Yes, they are.

Activity:

1. Fill in the missing letters.

h__rt

bur__

kno__k

b__te

2. Write the words correctly.

bnur _____

cknok _____

3. Change the verbs to now tense.

Verb

Now tense

bite

hurt

4. Use: Are they?

Yes, they are / No, they are not.



a)

Are they hurt?

Accidents and safety on the way

Lesson 6

A. Vocabulary practice

hurt, drown, knock, burn

Listen and write.





No	Word	Mark	Correction 1	Correction 2
1.				
2.				
3.				
4				

B. Grammar

Tenses of verbs

verb	present continuous tense
hurt	hurting
drown	drowning
knock	knocking
burn	burning

Illustrations

			
hurting	drowning	knocking	burning

C. Structures and tense work

Present Simple tense

Structure

Using: Be careful with....

Examples:



be careful with electricity
It can kill you



Be careful with a razorblade
It can cut you.

Activity:

1. Fill in the missing letters.

hu__t dro__n __nock bur__

2. Write the words correctly.

owndr _____ rtuh _____

3. Change the verbs to now tense.

Verb	Now tense
drown	_____
burn	_____

4. Use: Be careful with..... It can.....

Be careful with_____.
It can _____ you.





Be careful with _____.
It can _____ you.

Accidents and safety at school and in class

Lesson 7

A. Vocabulary practice

cut, prick, hurt, drown

Listen and write.

No	Word	Mark	Correct 1	Correct 2
1.				
2.				
3.				
4				

B. Grammar

Tenses of verbs

verb	present continuous tense
prick	pricking
cut	cutting
hurt	hurting
drown	drowning

Illustration:

			
pricking	cutting	hurting	drowning

C. Structures and tense work

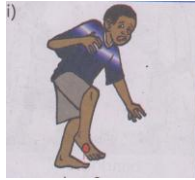
Present Simple tense

Structure

Using: Are you..... (hurt)
Yes, I am
No, I am not

Examples:

a).



Are you hurt?.

Yes, I am .

b).



Are you hurt?

No, I am not

Activity:

1. Fill in the missing letters.

___ut

pr___ck

d___own

hu___t

2. Write the words correctly.

ckpri _____

utc _____

3. Change the verbs to now tense.

Verb

Now tense

prick

cut

4. Use: Yes I am / No, I am not



Are you hurt?



Are you burnt?

b).

Lesson 8

A. Vocabulary practice

knife, stone, latrine, fall

Listen and write.

No	Word	Mark	Correct 1	Correct 2
1.				
2.				
3.				
4				

Illustration:

knife	fall	stone	latrine

B. Grammar

Singular and plural nouns

singular

knife
stone
latrine

plural

knives
stones
latrines

C. Structures and tense work

Present Simple tense

Structure

Using: Be careful with.....
It canyou

Examples:

- a). Be careful with a stone
It can hurt you.
- b). Be careful with a knife.
It can cut you.

Activity:

1. Fill in the missing letters.

knif___ la___rine sto___ne fa___l

2. Write the words correctly.

onest _____ trinela _____

3. Give the plural of these words.



Singular

Plural

stone

knife

latrine

		<p>4. Name these pictures.</p> <p style="text-align: center;">_____  _____</p> <p>5. Use: Be careful with..... It can.....</p> <p>a). Be careful with a _____. It can _____ you.</p> <p>b). Be careful with a _____. It can _____ you.</p>
<p>Accidents and safety</p>	<p>Accidents and safety at home</p>	<p>LESSON 9 Comprehension: Reference to the guidelines.</p> <p>Reading and matching pictures.</p> <p>falling from the tree.</p> <p>drowning in water</p> <p>razorblade</p> <p>these are broken bottles</p> <p>pins</p> <p style="text-align: right;"></p>

<p>ACCIDENTS AND SAFETY</p>	<p>LESSON 10</p> <p>Reading simple sentences with singular and plural forms.</p> <ol style="list-style-type: none"> 1. This is a knife. 2. These are broken bottles 3. Do not play with fire it burns. 4. Do not play with razorblades they cut. 5. The car knocks people down. 6. Are you hurt? 7. Never play with insects. 8. Be careful with electricity. It can kill. 9. The dog is biting Peter. <p>Form more sentences using the words below.</p> <ol style="list-style-type: none"> 1. Stones: _____ 2. Snake: _____ 3. Thorns: _____ 4. Fire: _____ 									
<p>ACCIDENTS AND SAFETY</p>	<p>LESSON 11</p> <p>Composition:</p> <p>Copying simple words and sentences:</p> <p>Examples:</p> <table data-bbox="535 1249 1144 1365"> <tr> <td>Knife</td> <td>burn</td> <td>drown</td> </tr> <tr> <td><u>Knife</u></td> <td><u>burn</u></td> <td><u>drown</u></td> </tr> <tr> <td><u>Knife</u></td> <td><u>burn</u></td> <td><u>drown</u></td> </tr> </table> <p>Sentences:</p> <ol style="list-style-type: none"> 1. Never play with insects. <u>Never play with insects.</u> 2. Are you hurt? <u>Are you hurt?</u> <p>Activity:</p> <p>Copy and read simple words and sentences below.</p>	Knife	burn	drown	<u>Knife</u>	<u>burn</u>	<u>drown</u>	<u>Knife</u>	<u>burn</u>	<u>drown</u>
Knife	burn	drown								
<u>Knife</u>	<u>burn</u>	<u>drown</u>								
<u>Knife</u>	<u>burn</u>	<u>drown</u>								

Words:

thorns	razorblade	needle	knife	hurt
_____	_____	_____	_____	_____
_____	_____	_____	_____	_____
_____	_____	_____	_____	_____

- a). This is a nail _____
- b). Here is a broken bottle _____
- c). Don't play with fire. _____
- d). Insects can bite _____
- e). Be careful with electricity it can shock.

LESSON 12

Drawing pictures and describing activities in them.

d	b	e
a	c	

What is happening in picture

- a. _____
 - b. _____
 - c. _____
 - d. _____
 - e. _____
1. She is carrying the baby to the hospital
 2. The baby is playing with a knife.
 3. The nurse is putting a plaster on the baby's hand.
 4. Mother is washing baby's hand.
 5. The baby is cutting his hand.

LIVING TOGETHER

The family

LESSON 1

A. Vocabulary

Grandmother, grandfather, uncle, aunt

Listen and write.

No	Word	Mark	Correction 1	Correction 2
1.				
2.				
3.				
4				

Illustration:

grandmother	grandfather	uncle	aunt

B. Grammar (Nouns)

Singular and plural nouns

Singular

grandmother
grandfather
uncle
aunt

plural

grandmothers
grandfathers
uncles
aunts

C. Structure and tense work
Present simple tense

Structure

Using: This is my...../ our.....

Examples:

This is my grandmother.

This is our uncle.

Activity:

1. Fill in the missing letter.

a__nt , gr__ndf__ther, u__cle gr__ndmother

2. Arrange these letters to form correct words.

ntau _____

clevn _____

thermogrdan _____

fathergrand _____

3. Change the nouns to singular.

Plural

singular

uncles

grandfather

aunts

4. Name the pictures below.

5. Use: This is my...../ our.....

a) _____

b) _____

c) _____

LIVING TOGETHER

The family

LESSON 2

A. Vocabulary

nephew, niece, father, mother

Listen and write.

No	Word	Mark	Correction 1	Correction 2
1.				
2.				
3.				
4.				

Illustration:

mother	niece	father	nephew

B. Grammar (Nouns)

Singular and plural nouns

Singular

nephew
mother
father
niece

plural

nephews
mothers
fathers
nieces

C. Structure and tense work

Present simple tense

Structure

Using: This is her...../ his.....

Examples:

This is his mother.

This is his niece.

Activity:

1. Fill in the missing letters.

n__ece , moth__r, f__ther n__ph__w

2. Read and draw.

father _____

mother _____

3. Write the words in capital letters.

mother _____

niece _____

uncle _____

father _____

4. Give the plural form of the words

nephew _____

mother _____

father _____

5. Complete correctly.

This is _____ father. (his / her)

This is _____ nephew (his / her)

This is _____ mother (her / his)

This is _____ niece (her / his)

The family

LESSON 3

A. Vocabulary

mother, sister, brother, baby

Listen and write.

No	Word	Mark	Correction 1	Correction 2
1.				
2.				
3.				
4.				

Illustration:

mother	brother	baby	sister

B. Grammar (Nouns)

Singular and plural nouns

Singular

mother
brother
baby
sister

plural

mothers
brothers
babies
sisters

C. Structure and tense work

Present continuous tense

Structure

Using: what is..... doing?
Mother is.....

Examples:

Mother is cooking food (cook)

Baby is drinking milk (drink)

Activity:

1. Arrange the words in A,B,C order.

Sister, baby, mother

2. Circle the correct word

bady, baby

mother, mather

3. Read and draw.

sister	baby	mother

4. Fill in the missing letter.

br__ther b__by m__ther

5. Choose the correct word from the brackets to complete the sentence.

- a). Our body is _____ milk (drink, drinking)
- b). Sister is _____ clothes (wash, washing)
- c). Mother is _____ food (cook, cooking)
- d). Brother is _____ the compound (slash, slashing)

Ways of living together in the school

LESSON 4

A. Vocabulary

share, talk, play, learn

Listen and write.

No	Word	Mark	Correction 1	Correction 2
1.				
2.				
3.				
4.				

B. Grammar (Verbs)

Tenses of verbs

Verb

share
talk
play
learn

Present continuous (Now tense)

sharing
talking
playing
learning

Illustration:

sharing	playing	learning	talking

C. Structure and tense work
Present continuous tense

Structure

Using: What are we doing ?
We are.....

Examples:



We are playing.

I am sharing a mango with my friend.

Activity:

1. Fill in the missing letters.

Sh__re , l__arn , pl__y , ta__k

2. Arrange the letters to form correct words.

lkta _____ aresh _____ arenl _____

lapy _____

Illustration:

learn	pray	sweep	work

B. Grammar (Verbs)

Tenses of verbs

Verb

learn

pray

sweep

work

Present simple (Every day tense)

I / we learn

I / we pray

I / we sweep

I / we work

C. Structure and tense work

Present simple (Every day tense)

Structure

What do you do every day?

I / we every day

Examples:



I sweep every day.



We pray every day.

Activity:

1. Write the words in small letters.

PRAY _____ LEARN _____ WORK _____

SWEEP _____

2. Fill in the missing letter.

Le____rn sw____p w____rk pr____y

3. Answer correctly.

What do you do every day?

I / we every day



LIVING TOGETHER

Ways of living together in the community

LESSON 6

A. Vocabulary

care, share, clean, cook

Listen and write.

No	Word	Mark	Correction 1	Correction 2
1.				
2.				
3.				
4.				

B. Grammar: (Verbs)

Tenses of verbs

Verb

care
share
clean
cook

Present continuous tense (Now tense)

caring
sharing
cleaning
cooking

Illustration:

caring	sharing	cleaning	cooking

C. Structure and tense work

Present continuous tense (Now tense)

Structure:

What is he / she doing?
He / she is

Example:



What is she doing?
She is cooking food.

He is cleaning the house

Activity:

1. Write the words in capital letters.

cook

share

clean

care

COOK

2. Write the words correctly.

ashre _____

koco _____

eandl _____

arec _____

3. Fill in the missing letter.

C _ _ _ k,

cl _ _ _ n

sh _ _ re

c _ _ re

4. What is he / she doing

He / she is.....

#CREATIVE PRINTERS 0785681207 / 0703745068

Ways of living together

LESSON 7

A. Vocabulary

help, clean, share, sweep

Listen and write.

No	Word	Mark	Correction 1	Correction 2
1.				
2.				
3.				
4.				

B. Grammar: (Verbs)

Tenses of verbs

Verb

help
clean
share
sweep

Present simple tense (Now tense)

helping
cleaning
sharing
sweeping

Illustration:

helping	cleaning	sharing	sweeping

C. Structure and tense work

Present continuous tense (Now tense)

Structure:

What are they doing?
They are

		<p>Example:</p> <p>What is she doing?</p> <p>They are sweeping</p> <p>They are sharing mangoes</p> <p>Activity:</p> <p>1. Fill in the missing letters.</p> <p>sw__ __p h__lp cl__an sh__re</p> <p>2. Write the words correctly.</p> <p>lphe _____ eepsw _____ ancle _____</p> <p>3. Change to now tense..</p> <p>help _____ share _____ sweep _____</p> <p>4. What are they doing?</p> <p>_____</p> <p>_____</p>
<p>LIVING TOGETHER</p>	<p>The family</p>	<p>LESSON 8</p> <p>Follow the guidelines</p> <p>Comprehension</p> <p>Reading a family tree.</p>

		<p>Questions:</p> <ol style="list-style-type: none"> 1. How many people are in the picture? _____ 2. What is the name of Kapere's father? _____ 3. Who cooks food at home? _____ 4. The baby's name is _____ 5. Write the title of the picture. _____ 6. Write two names of children in the picture. _____ and _____
<p>LIVING TOGETHER</p>	<p>The family</p>	<p>LESSON 9</p> <p>Comprehension:</p> <p>A rhyme: (Reference: Guidelines on how to answer questions about a rhyme)</p> <p>Read the rhyme and answer the questions.</p> <p>THINGS WE DO</p> <p>Early in the morning, we run to school. We do lots of things. Some dig the gardens, some sweep the floors, some dust the chairs, when we've done work, we wash our hands, we all wash our hands.</p> <p>Questions:</p> <ol style="list-style-type: none"> 1. Where do we run to? _____ 2. When do we run to school? _____ 3. Write three things we do at school. <ol style="list-style-type: none"> a. _____ b. _____ c. _____ 4. What do we all do after doing the work? _____

5. Write the title of the rhyme.

**LIVING
TOGETHER**

LESSON 10

Follow the guidelines.

Composition:

A PUZZLE:

Study the puzzle and write the words.

g	r	a	n	d	f	a	t	h	e	r	
	s	o	n		w	a	s	h		n	u
c	m	f	b	r	o	t	h	e	r	e	n
o	o		a	u	n	t		c	h	p	c
o	t	n	b	o	y	v	h		e	h	l
k	h	r	y	s	h	a	r	e	l	e	e
	e	a	t	i	n	g	k	i	p	w	
x	r		m	s	w	e	e	p		y	p

1. grandfather

2. son

3. _____

4. _____

5. _____

6. _____

7. _____

8. _____

9. _____

10. _____

11. _____

12. _____

LESSON 11

Composition:

1. Writing and matching words on a family tree.

father
grand mother
mother
brother
sister
grand father

2. Writing simple short sentences

Examples:

- a). father: Father is milking a cow.
- b). baby: This is our baby.
- c). water: _____
- d). sick: _____
- e). home: _____
- f). class: _____
- g). food: _____
- h). grandmother: _____
- i). friend: _____

FOOD AND NUTRITION

Names and sources of food

LESSON 1

A. Vocabulary Practice

potatoes, water, bananas, millet

Listen and write.

No	Word	Mark	Correction 1	Correction 2
1.				
2.				
3.				
4.				

B. Grammar:

Singular and plural nouns

Singular

potato

banana

water

millet

Plural

potatoes

bananas

water

millet

C. Structures and tense work

Present simple tense

Structure:

Where do we get.....

We getfrom

Example:

Where do we get mangoes?

We get mangoes from a mango tree

Where do we get fish?

We get fish from the water.

Activity:

1. Fill in the missing letters.

pot__toes

m__llet

w__ter

ba__anas

2. Write the words correctly.

terwo _____ etoespota _____

3. Give the plural of these words.

banana _____ potato _____

4. Read and draw.

millet	water

5. Use: Where do we get..... From
We get from.....

Where do we get potatoes from?

Where do we get millet from?

LESSON 2

A. Vocabulary Practice

fish, peas, ground nuts, beans

Listen and write.

No	Word	Mark	Correction 1	Correction 2
1.				
2.				
3.				
4.				

Illustration:

groundnuts	peas	beans	fish

B. Grammar:

Singular and plural nouns

Singular

groundnut
bean
pea
fish

Plural

groundnuts
beans
peas
fish

C. Structures and tense work

Present simple tense

Structure:

Using: Are these/ those....?

Yes, they are/ No, they are not....

Examples:

Are these beans?

Yes, they are beans.

Are those eggs?

No, they are not eggs.

Activity:

1. Fill in the missing letters.

fi__h

bea__s

p__as

gr__undnuts

2. Write the words correctly.

shfi_____

easbn _____

3. Give the plural of these words.

bean _____ pea _____

4. Read and draw.

millet	water

5. Use: Yes, they are.../ No, they are not....

Are those carrots?

Are those beans?

LESSON 3

A. Vocabulary Practice

fish, peas, ground nuts, beans

Listen and write.

No	Word	Mark	Correction 1	Correction 2
1.				
2.				
3.				
4.				

Illustration:

eggs	simsim	beans	potatoes

B. Grammar:

Singular and plural nouns

Singular	Plural
egg	eggs
bean	beans
potato	potatoes
simsim	simsim

C. Structures and tense work

Present simple tense

Structure:

Using: Do you like...?
Yes, I do / No, I don't

Examples:

Do you like beans?
Yes, I do.

Do you like simsim?
No, I don't.

Activity:

1. Fill in the missing letters.

___ggs p___tatoes sim___sim be___ns

2. Write the words correctly.

gegs _____ mismis _____

3. Give the plural of these words.

egg _____ potato _____

4. Read and draw.

--	--

simsim

eggs

5. Use: Yes, I do. / No, I don't.

Do you like milk?

Do you like potatoes?

LESSON 4

A. Vocabulary Practice

shop, market, water, garden

Listen and write.

No	Word	Mark	Correction 1	Correction 2
1.				
2.				
3.				
4.				

Illustration:

market	garden	water	shop

B. Grammar:

Singular and plural nouns

Singular
shop
market
water

Plural
shops
markets
water

garden gardens

C. Structures and tense work

Present simple tense

Structure:

Using: Where do we get.....from
We getfrom.....

Examples:

Where do we get tomatoes?
We get tomatoes from the market.

Where do we get sugar from?
We get sugar from the shop.

Activity:

1. Fill in the missing letters.

ma__ket wat__r gar__en sho__

2. Write the words correctly.

dengar _____ posh _____

3. Give the plural of these words.

garden _____ water _____

4. Read and draw.

shop	market

5. Where do we getfrom?
We get From.....

Where do we get maize from?

FOOD AND NUTRITION

USES OF FOOD TO THE BODIES

LESSON 5

A. Vocabulary Practice

fish, banana, beans, potato

Listen and write.

No	Word	Mark	Correction 1	Correction 2
1.				
2.				
3.				
4.				

Illustration:

fish	banana	beans	potatoes

B. Grammar: Nouns

Singular and plural of nouns

Singular

fish
banana
bean
potato

Plural

fish
bananas
beans
potatoes

C. Structures and tense work

Present simple tense

Structure:

Using: Do you like....?
We don't like.....

Examples:

Do you like potatoes?
We don't like potatoes.

Do you like beans?
We don't like beans.

Activity:

1. Read and draw.

bananas	fish	potatoes	beans

2. Fill in the missing letters.

f__sh b__n__n__s b__ __ns p__tat__es

3. Write the words correctly.

nabanas _____ shfi _____ eansb _____

4. Do you like bananas?

5. Do you like beans?

6. Write in plural.

fish _____ banana _____ potato _____

FOOD AND NUTRITION

Uses of food to our bodies

LESSON 6

A. Vocabulary Practice

fish, bananas, millet, peas

Listen and write.

No	Word	Mark	Correction 1	Correction 2
1.				
2.				
3.				
4.				

Illustration:

fish	bananas	millet	peas

B. Grammar: Nouns

Singular and plural nouns

Singular

fish
banana
millet
pea

Plural

fish
bananas
millet
peas

C. Structures and tense work

Present simple tense

Structure:

Using: Do you eat...?
Yes, I do

No, I don't

Examples:

Do you eat bananas?
Yes, I do.

Do you eat peas?
No, I don't. I eat fish

Activity:

1. Fill in the missing letters.

mil__et fi__h p__as

2. Name the pictures below..

3. Write the words correctly.

Shfi _____ easp _____ nanabas _____

4. Change to plural.

millet _____ peas _____ fish _____

**Keeping
food safe**

LESSON 8

A. Vocabulary Practice

clean, cover, cook, salt

Listen and write.

No	Word	Mark	Correction 1	Correction 2
1.				
2.				
3.				
4.				

--	--	--	--	--

B. Grammar: Verbs

Tenses of verbs

verb	Present continuous tense (Now tense)
clean	cleaning
cover	covering
cook	cooking
salt	salting

Illustration:

cleaning	covering	cooking	salting

C. Structures and tense work

Present continuous tense (Now tense)

Structure:

Using: What is he/ she doing?
He/ she is....

Examples:

She is covering food.

He is salting fish.

Activity:

1. Fill in the missing letter.

c__ver cl__an s__lt c__ __k

2. Write the words correctly.

alts_____ verco _____ ancle_____

ocok _____

3. Write the words in present continuous tense.

salt _____ clean _____ cook _____

cover _____

4. What is he / she doing?

He // she is.....

FOOD AND NUTRITION

Keeping food safe

LESSON 9

A. Vocabulary Practice

Sun- dry, wash, cook, store

Listen and write.

No	Word	Mark	Correction 1	Correction 2
1.				
2.				
3.				
4.				

B. Grammar: Verbs

Tenses of verbs

verb

wash

store

Present continuous tense (Now tense)

washing

storing

cook _____
sun- dry _____

Illustration:

Sun-drying	washing	storing	cooking

C. Structures and tense work

Present continuous tense (Now tense)

Structure:

Using: What are we / they doing?
We/ they are...

Examples:

What are we doing?
We are washing mangoes.

What are they doing?.
They are cooking food.

Activity:

1. Write the words correctly.

shwa _____ tores _____ oock _____

drysun _____

2. Change the words to small letters.

COOK _____ WASH _____ SUN-DRY _____

3. Fill in the missing letters.

		<p>S__u d__y w__sh st__re c__ __k</p> <p>Use the words in brackets to fill in the gaps correctly.</p> <p>4. We are _____ maize in the granary. (store)</p> <p>5. They are _____ mangoes. (wash)</p> <p>6. We are _____ fish (sun- dry)</p> <p>7. They are _____ food. (cook)</p>
<p>FOOD AND NUTRITION</p>	<p>Names and sources of food</p>	<p>LESSON 10</p> <p>Comprehension:</p> <p>A rhyme: Follow the guidelines Read, recite the rhyme and answer the questions that follow.</p> <p>Food food food Food food food Food is a right We all need food Bananas and potatoes Fish and millet Milk and meat Food is a right</p> <p>Questions:</p> <p>1. Write the title of the rhyme. _____</p> <p>2. _____ is a right.</p> <p>3. Name the food in the rhyme. _____</p> <p>4. Do we all need food? _____</p> <p>5. Draw and name a fruit in the rhyme.</p>
		<p>LESSON 11</p> <p>Comprehension:</p>

Constructing and reading sentences in present tense.

1. This is a mango.
2. That is an onion.
3. What colour are bananas?
4. The fish lives in water.
5. Do you like yams?
6. Those are pawpaws.
7. These are sweet potatoes.
8. My mother says that sweet potatoes are good.
9. Eggs are good for babies.

Construct more sentences using:

1. Food _____
2. Millet _____
3. Beans _____
4. Strong _____
5. Small _____
6. Cook _____

LESSON 12

Composition: Follow the guidelines.

A puzzle

Study , circle and write the words from the puzzle.

t		m	i	l	k	p	m	c
o	f	o	o	d	s	o	a	a
m	a	i	z	e		S	t	b
a	b	e	a	n	s	h	o	b
t	v	e	g	g		o	o	a
o	n	i	o	n	r		k	g
m	e	a	t		i	k	e	e
c	a	r	r	o	t	h		
x		r	i	c	e	d	y	r

1. _____
2. _____
3. _____
4. _____
6. _____
7. _____
8. _____
9. _____

5. _____ 10 _____

LESSON 13

Drawing and sequencing pictures.





Study the pictures and choose the correct sentence for each.

a	b	c
d	e	

- a. She peels the sweet potatoes.
- b. She buys sweet potatoes.
- c. She serves sweet potatoes.
- d. Mother goes to the market.
- e. She cooks the sweet potatoes.

LESSON NOTES PREPARATION SHEET (ENGLISH)

NAME: CLASS P.1 TERM THREE YEAR 2024

ASPECT	TOPIC	TEACHABLE UNITS/ DELIVERABLE LESSONS																											
		<p><u>Other Lessons in Apoo's Computer</u></p>																											
<p>GRAMMAR</p>	<p>OUR ENVIRONMENT component and importance of things in our environment</p>	<p>LESSON 1 A) VOCABULARY PRACTICE</p> <div style="border: 1px solid black; padding: 2px; width: fit-content;">tree, bird, dog rabbit</div> <p>LISTEN AND WRITE</p> <table border="1" data-bbox="415 1003 1507 1207"> <thead> <tr> <th>No.</th> <th>word</th> <th>mark</th> <th>Correction 1</th> <th>Correction 2</th> </tr> </thead> <tbody> <tr> <td>1.</td> <td></td> <td></td> <td></td> <td></td> </tr> <tr> <td>2.</td> <td></td> <td></td> <td></td> <td></td> </tr> <tr> <td>3.</td> <td></td> <td></td> <td></td> <td></td> </tr> <tr> <td>4.</td> <td></td> <td></td> <td></td> <td></td> </tr> </tbody> </table> <p>Illustration</p> <div style="display: flex; justify-content: space-around; align-items: flex-end;"> <div style="text-align: center;">  <p>Tree</p> </div> <div style="text-align: center;">  <p>bird</p> </div> <div style="text-align: center;">  <p>dog</p> </div> <div style="text-align: center;">  <p>rabbit</p> </div> </div> <p>B) GRAMMAR Plural and singular nouns</p> <table style="width: 100%;"> <tr> <td style="width: 50%; vertical-align: top;"> <p>Singular</p> <p>Tree Bird Dog Rabbit</p> </td> <td style="width: 50%; vertical-align: top;"> <p>Plural</p> <p>trees birds dogs rabbits</p> </td> </tr> </table>	No.	word	mark	Correction 1	Correction 2	1.					2.					3.					4.					<p>Singular</p> <p>Tree Bird Dog Rabbit</p>	<p>Plural</p> <p>trees birds dogs rabbits</p>
No.	word	mark	Correction 1	Correction 2																									
1.																													
2.																													
3.																													
4.																													
<p>Singular</p> <p>Tree Bird Dog Rabbit</p>	<p>Plural</p> <p>trees birds dogs rabbits</p>																												

C) Structures and tense work

Present simple tense


Structure

Using: show me a/an/the

This is a/an/the ...

That is a/an/the ...

Examples



Show me a rabbit

This is a rabbit.



Show me a tree

That is a tree.

Activity

1. Fill in the missing letters

Rab__it t__ee

d__g __irds

2. Write these words in capital letters

bird _____ dog _____

3. Arrange these word in A,B,C

rabbit dog tree bird

_____/_____/_____

4. Write the plural of these words

Singular **Plural**

dog _____

tree _____

5. Read and draw

bird	rabbit


6. Use: this is a-----/that is a /an



Show me a bird



Show me a dog



Show me an ostrich

LESSON 2

A) VOCABULARY PRACTICE

hen, sheep, snake, plant


LISTEN AND WRITE

No	word	mark	Correction 1	Correction 2
1.				
2.				
3.				
4.				

Illustration



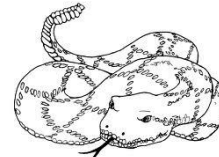
Hen



sheep



plant



snake

B) Grammar

Plural and singular nouns

Singular

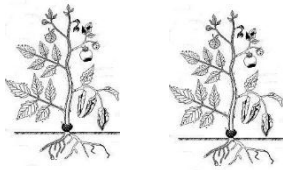
hen
snake
plant
sheep

Plural

hens
snakes
plants
sheep


C. Structures and tense work

present simple tense
using: what are these/those
these/those are ...



What are these?

These are plants?



What are those?

Those are hens?

Activity

1. Fill in the missing letters

h_n sh_ep

2. change these words to small letters

SNAKE _____ PLANT _____

HEN _____

3. Give the plural of these words

Sheep _____

Snake _____

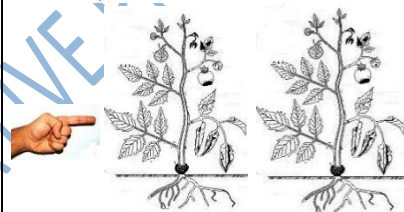
4. Write these words correctly


Neh _____

Ntpla _____

5. Use: These / Those are...







#CREATIVE / 0703745068 / 0785681207

LESSON 3


A) VOCABULARY PRACTICE

Zebra, monkey, lion, elephant

LISTEN AND WRITE

No	word	mark	Corection1	Correction2
1.				
2.				
3.				
4.				

Illustration



Zebra

elephant

lion

monkey

B) Grammar

Plurals and singular nouns

Singular

zebra

monkey

lion

elephant

Plural

zebras

monkeys

lions

elephants

C) Structure and tense work


Present simple tense

Structure

Using: how many ... are there

There are ...

Examples



There are two monkeys



There are three lions

Activity

1. Write these words correctly

braze _____ anteleph _____

2. Arrange the words in a,b,c ... order

zebra monkey elephant lion
 _____, _____, _____, _____

3. Give the plural of the underlined words


a) That lion is big _____

b) The monkey is on the tree _____

4. Read and draw

zebra	monkey

5. Use: there are: ...



Factors that damage our environment

LESSON 4

A) VOCABULARY PRACTICE

tree, grass, rain, axe

LISTEN AND WRITE

No	word	mark	Correction1	Correction2
1.				
2.				
3.				
4.				

Illustration

tree	grass	rain	axe

B. GRAMMAR.

Plural and singular noun

Singular

tree
grass
rain
axe

Plurals

trees
grass
rain
axes

C). STRUCTURE AND TENSE WORK

Present simple tense

Structure;

Using; What is this/that?

Example



This is grass.



That is an axe.

ACTIVITY.

1. Arrange these words in order from abc ... order

Tree, grass, rain, axe

2. Fill in the missing letter

gras_ t_ee a_e r_in

3. Write these words correctly

assgr _____ airn _____

4. Draw and read

5. Use :this/that is ...



LESSON 5

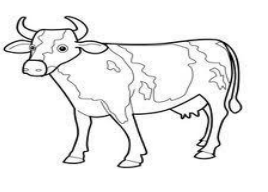



A) VOCABULARY PRACTICE

cow, goat, leaf, tree

Listen and write

No	word	mark	Correction1	Correction2
1.				
2.				
3.				
4.				

Illustration

			
cow	goat	leaf	tree

B) GRAMMAR

plurals and singular
singular

cow
goat
leaf
tree

Plurals

cows
goats
leaves
trees


C) STRUCTURE AND TENSE

Present simple tense


structure

using: what are these/those

these/those are-----



These are cows



those are goats

Activity

1. Fill in the missing letters

g__at lea__

2. Write these words correctly

woc _____ eert _____

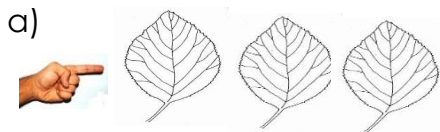
3. arrange in abc ... order

leaf cow tree leaf

4. Read and draw

cow	goat

5. Use: these/those are ...



LESSON 6

A) VOCABULARY PRACTICE

Grass , fire , land , ground

Listen and write

No	Word	mark	Correction 1	Correction 2
1.				
2.				
3.				
4.				

Illustration

grass	fire	land

LESSON 7

A) VOCABULARY PRACTICE

cut	graze	burn	dig
-----	-------	------	-----

Listen and write

No	word	mark	Correction1	Correction 2
1.				
2.				
3.				
4				

B) Grammar

Tense of verbs

Present continuous tense

Verb

Cut

Graze

Burn

Dig

present continuous tense




cutting

grazing

burning

digging

Illustration

		
digging	burning	grazing


C structure and tense work

Present continuous tense

Structure:

Using: what are you/they doing?

I am /they are-----



I am grazing animals



They are digging

Activity

1. Write the words correctly

zegra _____

urnb _____

2. Change these words to now tense

Dig _____

cut _____

3. Arrange these words in abc ... order

dig _____

graze _____

burn _____

cut _____

4. Fill in the missing letter

gra_ze , bu_n

5. Use: I am ... /They are ...

a)



b)



LESSON 8

A) VOCABULARY PRACTICE

Graze cut burn dig

Listen and write

No	word	mark	Correction1	Correction2
1.				
2.				
3.				
4.				

B) Grammar

Tenses of verbs

Present continuous tense

Verb

graze

cut

burn

dig

present continuous tense




grazing

cutting

burning

digging

illustration

		
grazing	digging	cutting

C) Structures and tense work

Structure: why are you? ...

I am ... to ...

Examples

a)



Why are you digging clay?
I am digging clay to make pots



Why are you cutting grass?
I am cutting grass to thatch a house

Activity

1. Fill in the missing letters

C_ t _ ig

2. Change these words to small letters

BURN _____

GRAZE _____

DIG _____

3. Write these words in now tense

graze _____

burn _____

4. Use: I am ... to ...



Why are you cutting palm?



Why are you cutting the tree?

LESSON 9**A VOCABULARY PRACTICE**

Plant	water	slash	mulch
-------	-------	-------	-------

Listen and write

No	word	mark	Correction1	Correction2
1				
2				
3				
4				

B Grammar tense

Present continuous tense


Verb

water
plant
slash
mulch

present continuous tense

watering
planting
slashing
mulching

illustration

			
planting	watering	slashing	mulching

C) Structure and tense work

Present continuous tense

Structure

Using: What are they doing?

They are ...

Examples

They are mulching the garden

They are slashing the grass

Activity**1. Form small words from big words**

Plant _____

Water _____

Slash _____

C) Structure and tense work
present continuous tense (now tense)

Using: what is she/he doing?

He /she is ...

Example



She is digging



He is watering

Activity

1. Fill in the missing letter

ra_e ho_

2. Form big words from small words

Slasher _____

watering can _____

3. Write these words from the big words

kera _____ shersla _____

4. Name the pictures





5. Use: she/he is ...

What is He/she doing?

(slashing) _____


collecting rubbish) _____

**Our
environm**

**Compo
nents**


LESSON11

COMPREHENSION

ent	and importance of things found in our environment	<p style="text-align: center;">RECITING A RHYME</p> <p style="text-align: center;">Oh! Look at the moon! She is shining up there Oh mother, she looks Like a lamp in the air Last week she was smaller And shaped like a bow Now she is bigger and round as an </p>
		<p>LESSON 12</p> <p>COMPREHENSION</p> <p>(follow the guide line)</p> <p>Read simple words and sentences in past tense</p> <p style="text-align: center;">Words</p> <p>Burnt, built, threw ,grew, Dug, made, cut, harvested, Planted, collected.</p> <p><u>Sentences</u></p> <ol style="list-style-type: none"> 1. They burnt rubbish yesterday. 2. The man cut down all the trees. 3. My father made his bricks last week. 4. We grew rice in the wet land. 5. She dug stones from the query yesterday. 6. They threw polythene bags in the water. 7. I built a school in the wet land.
		<p>LESSON 13</p> <p>COMPREHENSION</p>

Follow the guide lines
Read and match picture correctly

Insect



Owl



Elephant



Tree

Match animals to their young ones

Dog
 Lion
 Elephant
 Goat
 Pig
 Cow

kid
 piglet
 calf
 puppy
 cub
 calf

Our
 environm
 ent

**LESSON 14
 PICTURE COMPOSITION**

Study the pictures below and answer the questions that follow

What can you see in the picture?

I can see _____
 I can see _____
 I can see _____
 I can see _____
 I can see _____

Lesson 15
Composition follow the guideline circle and write words from the

puzzle A puzzle

a	n	i	m	a	l	s
p	g	z	a	f	a	o
l	r	e	n	i	n	i
a	a	b	i	r	d	l
n	s	r	r	e		
t	s	a	h	i	l	l
s	n	a	k	e	o	

Words

1. zebra
2. _____
3. _____
4. _____
5. _____
6. _____
7. _____

Grammar

Peace and security in our homes





**LESSON 1
A) VOCABULARY**

needle , gun , spear , knife

Listen and write

No	word	mark	Correction 1	Correction 2
1.				
2.				
3.				
4.				

Illustration

			
needle	gun	spear	knife

**A) Grammar
Nouns**

Singular and plural nouns

Singular

needle
gun
spear
knife

Plural

needles
guns
spears
knives

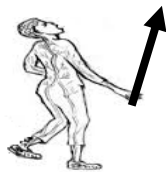
C) Structure and tense work

Tom/she/he/has a ...(gun)

Tense

Present simple tense

Example



tom has a spear



she has a knife

Activity

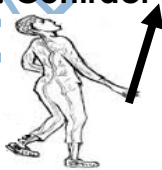
1. Fill in the missing letters

g_n sp_ar kn_fe

2. Read and draw

needle	gun	knife

3. Contract correct sentences using Sarah's pictures





LESSON2

A) VOCABULARY PRACTICE

Fire stone stick knife

Listen and write

No	word	mark	Correction 1	Correction 2
1				
2				
3				
4				

Illustration

			
fire	stone	stick	knife

B) GRAMMAR

Nouns

Singular and plural nouns

Singular

fire
stone
stick
knife

Plural

fire
stones
sticks
knives

C) Structure and tense work

Present simple tense

Structure

Who has a ...

John/he/she has ...

Example

Kintu

kintu has a stone






Activity


1. Write the words correctly

onest _____ nifek _____ refi _____


2. Name the pictures below

3. Answer correctly using peter/she has



Peter



(She has a stick)

Peace and security	Peace and security in our school	<p>LESSON 3</p> <p>A) VOCABULARY PRACTICE</p> <div style="border: 1px solid black; padding: 5px; text-align: center; margin: 10px 0;"> Share help pray play </div> <p>Listen and write</p> <table border="1" style="width: 100%; border-collapse: collapse; margin: 10px 0;"> <thead> <tr> <th style="width: 10%;">No:</th> <th style="width: 30%;">words</th> <th style="width: 10%;">mark</th> <th style="width: 20%;">Correction 1</th> <th style="width: 30%;">Correction 2</th> </tr> </thead> <tbody> <tr><td>1.</td><td> </td><td> </td><td> </td><td> </td></tr> <tr><td>2.</td><td> </td><td> </td><td> </td><td> </td></tr> <tr><td>3.</td><td> </td><td> </td><td> </td><td> </td></tr> <tr><td>4.</td><td> </td><td> </td><td> </td><td> </td></tr> </tbody> </table> <p>B) Grammar</p> <p>Verbs Tense of verbs</p> <table style="width: 100%; border: none;"> <tr> <td style="width: 50%;">Verb</td> <td style="width: 50%; text-align: right;">present continuous tense (now tense)</td> </tr> <tr> <td>Share</td> <td style="text-align: right;">sharing</td> </tr> <tr> <td>Help</td> <td style="text-align: right;">helping</td> </tr> <tr> <td>Pray</td> <td style="text-align: right;">praying</td> </tr> <tr> <td>Play</td> <td style="text-align: right;">playing</td> </tr> </table> <p>Illustration</p> <table border="1" style="width: 100%; border-collapse: collapse; margin-top: 10px;"> <tr> <td style="width: 25%; height: 40px;"> </td> <td style="width: 25%;"> </td> <td style="width: 25%;"> </td> <td style="width: 25%;"> </td> </tr> </table>	No:	words	mark	Correction 1	Correction 2	1.					2.					3.					4.					Verb	present continuous tense (now tense)	Share	sharing	Help	helping	Pray	praying	Play	playing				
No:	words	mark	Correction 1	Correction 2																																					
1.																																									
2.																																									
3.																																									
4.																																									
Verb	present continuous tense (now tense)																																								
Share	sharing																																								
Help	helping																																								
Pray	praying																																								
Play	playing																																								



sharing	praying	playing	helping
---------	---------	---------	---------

C) Structure and tense work

Present continues tense

Structure: what do you like? What

I like _____

Example



I like playing



I like praying

Activity

1. Write the words in now tense

Verbs	now tense
Help	helping
Share	_____
Pray	_____
Play	_____

2. Fill in the missing letter

sh__re pr__y h__lp

3. What do you like? I like ...



(helping) _____

(sharing) _____

**LESSON 4
A) VOCABULARY**

help play pray share

Listen and write

No	Words	mark	Correction 1	Correction 2
1				
2				
3				
4				

B) Grammar

Verbs

Tense of verbs

verb

help

pray

play

share

present continuous tense

helping

illustration



Sharing



helping

praying



playing

C) Structure and tense work

Present continuous tense

Structure

What are they doing?

They are ...

What are they playing?



They are playing

They are sharing

Activity

1. Fill in the missing letters

pr__y pl__y sh__re

Use the words in the brackets correctly

1. They are _____ now. (pray)

2. They are _____ with ropes. (play)
3. They are _____ there friend. (help)
4. They are _____ food. (share)

LESSON 5
A) VOCABULARY PRACTICE

Share help pray play

Listen and write

No	word	mark	Correction1	Correction2
1.				
2.				
3				
4.				

B) Grammar
Tense of verbs

Verb	present continuous tense (now tense)
Share	sharing
Help	helping
Pray	praying
Play	playing

Illustration

		
sharing	helping	praying
		playing

C) Structures and tense work

Present continuous tense

Structure

What is she/she doing?

He/she is ...

Examples



She is playing



He is praying

ACTIVITY

1. Fill in the missing letters

Sh__re h__lp pr__y pla__

Grammar

Peace and security in our community

LESSON 6



A) VOCABULARY

police men , police woman, elder, religious leader

LISTEN AND WRITE

No	Word	mark	Correction 1	Correction 2
1.				
2.				
3.				
4.				

Illustration

			
police man	elder	religious leader	police woman

B) Grammar

Singular and plural nouns
Changing nouns to plural form
Change the words to now tense

Singular

Police man
Police woman
Elder
Religious leader

Plural

police men
police woman
elders
religious leaders

C) Structures and tense work

Present simple tense

Structure:

Using: who/she is-----

Example



She is a police woman



He is a religious leader

LESSON 7




A) VOCABULARY PRACTICE

policeman religious leader elder teacher

Listen and write

No	word	mark	Correction1	Correction2
1				
2				
3				
4				

Illustration

			
Religious leader	policeman	teacher	elder

B) Grammar

Plurals and singular nouns

Singular

police man
religious leader
elder
teacher

Plural

police men
religious leaders
elders
teachers

C) Structures and tense work

Present simple tense

Structure:

Using: what does he/she do?

He /she-----

Example



She give advice to people



He preaches the word of God

Activity

1. Form small words from big words

teacher _____

policeman _____

2. Write the words correctly

erld _____

chetea _____

3. Read and draw

elder	Religious leader

4. Use he/she ...



What does he/she do?(police man



_____ (teacher)

LESSON 8

A) VOCABULARY PRACTICE

child children man woman

No	word	mark	Correction1	Correction2
1.				
2.				
3.				
4.				

Illustration



child



children



man



woman

B) Grammar

Plural and singular nouns

Singular

child
man
woman

Plural

children
men
women

C) Structure and tense

Simple tense

Structure:

What can you see?

Examples

a) I can see children



b) I can see a man



Activity

1. Give the plural of the underlined words

That woman is good _____

He is my child _____

2. Form small words from the big words

woman _____

children _____

3. Write these words correctly.

anm _____

ildch _____

4. Read and draw



woman



children

5. What can you see?

Use: I can see ...



(man) _____



(children) _____

LESSON 9

A) VOCABULARY PRACTICE

Policeman child religious leader elder

Listen and write

No	word	mark	Correction1	Correction2
1.				
2.				
3.				
4				

B) Grammar

Plural and singular

Singular

police man
child
religious leader
elder

Plural

policemen
children
religious leader
elders

C) Structures and tense

present simple tense

Structure

Using: who are they?

They are ...

Examples



Who are they?
They are children



They are elders.

Activity

1. Fill in the missing letter

el__er ch__ldren

2. Write small words from big words

policeman _____

religious leader _____

3. Change these words to small letters

CHILDREN _____

ELDERS _____

POLICEMAN _____

4. Read and draw

policeman	Religious leader

5. Use: who are they?



(police men)



Religious leaders

LESSON 10

A) VOCABULARY

boy girl man woman

Listen and write

No	word	Mark	Correction1	Correction2
1				
2				
3				
4				

Illustration

			
girl	boy	man	woman

B) Grammar

Plurals and singular nouns

Singular

Boy
Girl
Man
Woman

plural

boys
girls
men
women

C) Structures and tense work

Present continuous tense(now tense)

Structure:

What are they doing?

They are ... (ing)



They are cleaning the compound



They are teaching children

Activity

1. Arrange the words in abc ----- order

woman, girl, boy , man

2. Write these words correctly

lrlg _____ yob _____ manwo _____

3. Give the plural of these words

Boy _____ Man _____

4. Read and draw

woman	girl

5. Use: they are ... (ing)



(play) _____



(guard) _____

Peace and security

Peace and security in the community

**LESSON 11
COMPREHENSION**

People who keep peace and security

A rhyme (oral)

When I was a soldier

A soldier

A soldier

When I was a soldier

This is how I went

When I was a police man

A police man

A police man

When I was a police man

This is how I went

When I was a pastor

A pastor

A pastor

When I was a pastor

This is how I went.

Peace and security

**LESSON 12
COMPREHENSION**
Follow the guidelines

Read the story and answer the questions

POLICE MAN

My name is Otim

Am a police man I have a gun

I keep law and order

At night I move with my gun to arrest people who break in people's

	<p>houses</p> <p>QUESTIONS</p> <ol style="list-style-type: none"> 1. Who is the police man mentioned in the story? 2. What does he do? 3. Why does he move at night? 4. Write the tittle of the story? 5. Draw Otim and his gun?
<p>Peace and security</p>	<p>LESSON 13</p> <p>COMPOSITION</p> <p>Follow the guide line</p> <p style="text-align: center;">Jumbled story</p> <p>Re-arrange the sentences to form a good story</p> <ol style="list-style-type: none"> 1. He saw a toy car at the shop 2. And took him to the police station 3. He stole it and put it in his bag 4. The police man arrested him 5. Kato was going to school 6. The teacher saw it and called the police man <p>Good story</p> <ol style="list-style-type: none"> 1. _____ 2. _____ 3. _____ 4. _____ 5. _____ 6. _____ <p>LESSON 14</p> <p>COMPOSITION</p> <p>Writing simple sentences with a variety of verbs and tenses</p> <p>Examples</p> <ol style="list-style-type: none"> 1. We are playing with our friend 2. Sarah likes sharing with other 3. The police man helped us to cross the road 4. He is helping his mother to cook 5. Our priest likes giving us gives 6. Thanking when you get something is good <p>Activity</p>







Construct sentences using these words

- 1. pray _____
- 2. helped _____
- 3. greeting _____
- 4. share _____
- 5. played _____
- 6. keep _____
- 7. love _____

Lesson 15
Composition

Drawing / sequencing pictures to form a story

Choose and draw the correct picture for the sentence

1. Kato was going to school	2. he saw a toy car at the shop
	
3. He stole it and put it in his bag	4. The teacher saw it and called the police man
	
5. The police man arrested him	6. and took him to the police station
	

Police station Kato	Police man
---------------------	------------

		shop	school
		teacher	shop

#CREATIVE PRINTERS 0703745068 / 0785681207